


NATURE-BASED INFRASTRUCTURE

How natural infrastructure solutions
can address sustainable development
challenges and the triple planetary crisis



© 2023 United Nations Environment Programme

This publication may be reproduced in whole or in part and in any form for educational or non-profit services without special permission from the copyright holder, provided acknowledgement of the source is made. The United Nations Environment Programme would appreciate receiving a copy of any publication that uses this publication as a source.

No use of this publication may be made for resale or any other commercial purpose whatsoever without prior permission in writing from the United Nations Environment Programme. Applications for such permission, with a statement of the purpose and extent of the reproduction, should be addressed to the Director, Communication Division, United Nations Environment Programme, unep-communication-director@un.org.

Disclaimers

The designations employed and the presentation of material in this publication do not imply the expression of any opinion whatsoever on the part of the Secretariat of the United Nations concerning the legal status of any country, territory, city or area or of its authorities, or concerning the delimitation of its frontiers or boundaries.

Mention of a commercial company or product in this document does not imply endorsement by the United Nations Environment Programme or the authors. The use of information from this document for publicity or advertising is not permitted. Trademark names and symbols are used in an editorial fashion with no intention on infringement of trademark or copyright laws.

The views expressed in this publication are those of the authors and do not necessarily reflect the views of the United Nations Environment Programme. We regret any errors or omissions that may have been unwittingly made.

© Maps, photos and illustrations as specified

Suggested citation: United Nations Environment Programme (2023). *Nature-based Infrastructure: How natural infrastructure solutions can address sustainable development challenges and the triple planetary crisis*. Geneva.

ISBN: 978-92-807-4099-8

Job number: DTI/2590/GE

DOI: <https://doi.org/10.59117/20.500.11822/44022>

Acknowledgements

UNEP, UNOPS and the University of Oxford would like to express gratitude to the following individuals and institutions. The report benefited greatly from their expertise and contributions as authors and peer reviewers.

Lead author: Robyn Haggis (University of Oxford)

Project manager: Rowan Palmer (UNEP)

Contributors: Maximilian Beck (UNEP), Lena Fuldauer (Allianz Reinsurance), Jim Hall (University of Oxford), Robert Mutyaba (UNOPS), Joseph Price (UNEP), Nathalie Seddon (Nature-based Solutions Initiative), Samantha Stratton-Short (UNOPS), Scott Thacker (Oxford Infrastructure Analytics), Carol Tores (UNOPS).

Peer reviewers: Daniel Adshead (KTH), Motoko Aizawa (SIO), Ryan Bartlett (WWF), Vanessa Bauer (GIZ), Raymond Brandes (UNEP), Sun Cho (GGKP), Emily Corwin (CI), Barnabus Dickson (UNEP), Vivien Foster (World Bank), Klaas de Groot (World Bank), Stephane Hallegatte (World Bank), John Hauert (GIZ), Salman Hussain (UNEP), Brenden Jongman (World Bank), Joy Kim (UNEP), Rebecca Laberene (Resilience Rising), Sihan Li (UNEP), Dominic MacCormack (UNEP), Elizabeth Marsters (WRI), Bavelyne Mibei (UNEP), Susan Mutebi-Richards (UNEP), Chengchen Qian (UNEP), Swapnil Saxena (CDRI), Ben Simmons (IISD), Caitlin Smith (WRI), Ruth Tiffer-Sotomayor (World Bank), and Elisa Tonda (UNEP).

Design and layout: Karla Alejandra Díaz Villarreal

UNEP gratefully acknowledges financial support from the Swiss Federal Office for the Environment (FOEN).



Table of contents

v Definitions

vii Key messages

1 Introduction

Global challenges

The role of infrastructure in global challenges

Nature-based infrastructure solutions

The need to get infrastructure decisions right

7 A framework for thinking about Nbl

8 Potential Benefits of Nbl

Assessment of the scale of benefit that Nbl can provide to infrastructure

Deliver function

Enhance function

Protect function

Workforce function

Multiple additional benefits

The risk of overlooking nature in decision-making

The benefits of Nbl for addressing global challenges

Sustainable Development Goals

Climate adaptation

Climate mitigation

Biodiversity

Synergized progress on multiple global policy agendas

The cost-effectiveness of Nbl

Closing the infrastructure and nature financing gaps

49 Barriers

Limits to performance

Variations in functional performance

Time delays to benefit provision

Resilience of Nbl

Data and information availability

Management and maintenance

Human, technical, and institutional capacity

Trade-offs

Stakeholder alignment and collaboration

Costs and who pays

Transboundary decision-making

55 Recommendations

59 Concluding remarks

61 References

Definitions

There are several terms that are used consistently in the context of sustainable infrastructure development and nature-based infrastructure development. The definitions below describe how these terms are used in this report.

Infrastructure systems: include interconnected networks of physical infrastructure assets (both built infrastructure and nature-based infrastructure) and the enabling environment (also known as soft infrastructure) that enables them to function (i.e. provide services), across all infrastructure sectors. This report considers the following sectors as infrastructure: buildings, civic, culture and recreation, digital communications, education, energy, finance, health, manufacturing and production, retail, solid waste, transport, and water.

Built infrastructure: also known as hard or grey infrastructure, refers to built infrastructure assets, networks, and facilities that provide or enable the delivery of infrastructure services. This includes the built assets of all infrastructure sectors, such as hospitals in the healthcare sector, roads and railways in the transport sector, and power stations in the energy sector. For the purpose of this report, the term 'built infrastructure' is used.

Nature-based solutions (NbS): building on previous work by the International Union for Conservation of Nature (IUCN), the United Nations Environment Assembly (UNEA) (2022) defines NbS as "actions to protect, conserve, restore, sustainably use and manage natural or modified terrestrial, freshwater, coastal and marine ecosystems that address social, economic and environmental challenges effectively and adaptively, while simultaneously providing human well-being, ecosystem services, resilience and biodiversity benefits." NbS are an umbrella term, bringing together different concepts, including

ecosystem-based adaptation, ecosystem-based disaster reduction, green infrastructure, and natural climate solutions. They do not include nature inspired solutions (e.g. biomimicry) or nature-derived solutions (e.g. wind, wave, or solar energy or materials derived from timber). To be considered an NbS, a solution must provide both human benefits and biodiversity benefits.

Nature-based Infrastructure (Nbi) solutions: sometimes known as green infrastructure, natural infrastructure, or ecological infrastructure, are a type of NbS that involve the protection, restoration, improved management or creation of natural and semi-natural ecosystems to provide services relevant to the functioning of infrastructure. Nbi refers to all ecosystems, including those on land and in cities (terrestrial) or along the coast and in the sea (marine), such as forests, wetlands, urban parks, agricultural lands, beaches, seagrass, green roofs and walls. Nbi can be strategically planned and managed to provide infrastructure services to different infrastructure sectors (Ozment et al. 2015). For example, wetlands can assimilate pollutants and reduce the need for built water treatment infrastructure, while mangroves, seagrass and reefs can protect coastal infrastructure from climate impacts such as coastal inundation and erosion. As with NbS, Nbi solutions must provide both human benefits and biodiversity benefits. Benefits to biodiversity are a foundational property of Nbi, and not simply an additional co-benefit – Nbi must be implemented with this in mind, to ensure the health, resilience and long-term permanence of ecosystems that are used to provide infrastructure services.

Hybrid infrastructure: includes both built infrastructure and Nbi and may also be known as green-grey infrastructure. For example, coastal ecosystems, such as mangroves, coral reefs and salt marshes can work together with built infrastructure such as seawalls to provide services that protect from coastal hazards (Green-Grey Community of Practice 2020). For the purpose of this report, the term 'hybrid infrastructure' is used.

Enabling environment: comprises the knowledge, institutions and policy frameworks associated with infrastructure, such as regulations, laws, human resources, financial resources, processes, tools, and information. It applies across the infrastructure

lifecycle, from upstream strategic planning through to construction, operations, and decommissioning.

Sustainable infrastructure systems:

also sometimes known as green infrastructure systems, are systems that ensure sustainability across the whole infrastructure lifecycle, spanning planning, design, construction, operation, and decommissioning. Sustainable infrastructure ensures all aspects of sustainability, including economic, financial, social, environmental, and institutional, and embeds climate resilience. Such infrastructure can encompass built infrastructure, natural infrastructure, soft infrastructure, or hybrid infrastructure. For the purpose of this report, the term 'sustainable infrastructure' is adopted.

Climate-compatible development:

is "development that minimizes the harm caused by climate impacts, while maximizing the many human development opportunities presented by a low emission, more resilient future" (Mitchell & Maxwell 2010). It is central to the achievement of the Sustainable Development Goals (SDGs) and the Paris Agreement.

Climate resilient infrastructure: is defined by the Organisation for Economic Co-operation and Development (OECD) (2018) as infrastructure that has been planned, implemented, and managed in a way that anticipates, prepares for and adapts to changing climate conditions. It can withstand, respond to and recover rapidly from disruptions caused by these climate conditions. Such infrastructure can encompass built infrastructure, natural infrastructure, the enabling environment or hybrid infrastructure.

Key messages

The study identifies five functions through which Nbl can provide benefits with respect to the provision of infrastructure services:

1. “Deliver” infrastructure services directly
2. “Enhance” the delivery of services by built infrastructure
3. “Protect” built infrastructure against the impacts of climate change and natural disasters
4. Provide benefits to “workforces” that contribute to infrastructure functioning
5. Provide “multiple additional benefits” beyond the delivery of infrastructure services.

For some types of Nbl, such as those in the water sector, the primary function may be more obvious and well-reflected in cost-benefit analyses. However, the full range and combination of functions that Nbl can provide across sectors are often overlooked. By undervaluing them, decision-makers risk missing targets under the SDGs, Paris Agreement and the Convention on Biological Diversity (CBD).

- **Nbl can influence up to 79% of SDG targets across all 17 SDG Goals.** When Nbl solutions are combined with built infrastructure assets, infrastructure systems can have greater cumulative impact on the SDG targets than either built infrastructure or Nbl can alone, influencing up to 95% of SDG targets. This points to the importance of strategically planning integrated infrastructure systems for achieving the maximum possible progress on the SDGs.
- **Nbl can provide critical benefits for addressing both the climate change adaptation and mitigation components of the Paris Agreement.** For adaptation, deployment of Nbl can lead to: increased flexibility and adaptability of infrastructure

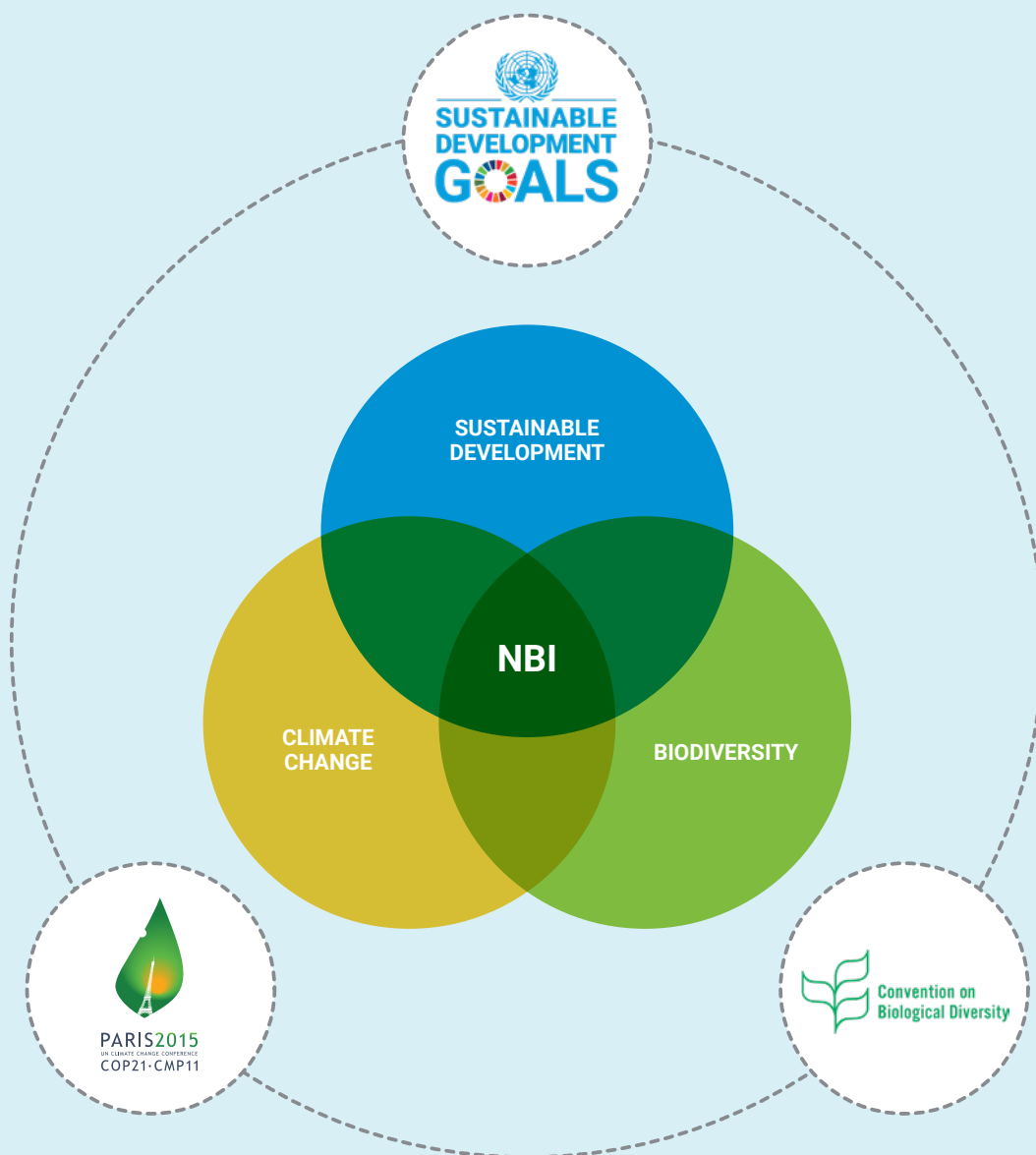
systems, increased system-wide resilience across sectors, increased physical and mental resilience of workforces, as well as multiple additional benefits in terms of economic resilience, societal resilience, environmental resilience and the resilience of indigenous communities. For mitigation, deployment of Nbl is central to carbon sequestration and avoiding land use change, but Nbl can also play an important role in reducing greenhouse gas (GHG) emissions by substituting, complementing or protecting built infrastructure assets.

- **Nbl can contribute to meeting three of the four long-term goals and 70% (16) of the targets of the Kunming-Montreal Global Biodiversity Framework (GBF) under the CBD.** Specifically, deployment of Nbl can contribute to achieving the GBF through: ensuring biodiversity values are embedded in spatial infrastructure planning; reversed loss of nature; reduced pollution of nature from infrastructure; promoting increased biodiversity health and resilience; supporting increased awareness and education on the value of nature; providing benefits to indigenous people, women and children, and facilitating increased financial flows to nature.
- **Nbl is the only way through which countries can achieve mutual, synergistic progress on the SDGs, GBF, and the Paris Agreement at the same time.** With its ability to deliver infrastructure services while also providing multiple additional benefits, Nbl can provide opportunities to make progress on sustainable development, climate change and biodiversity simultaneously.
- **Deployment of Nbl is complex, and there are barriers to mainstreaming Nbl in the realm of sustainable infrastructure.** Key barriers to address include: limits to performance; variations in functional performance; time delays to benefit provision; the resilience of Nbl (to persist, function and provide services); data and information availability; management and maintenance challenges in certain contexts; availability of human, technical and institutional capacity; inevitable trade-offs within the decision-making process; alignment and collaboration of multiple different stakeholders; costs and concerns around who pays, and the need for transboundary decision-making in certain contexts.

- **Maximizing the potential of Nbi to address global sustainable development challenges requires harmonized actions by a broad range of stakeholders across the infrastructure lifecycle.** This ranges from visioning

and strategic planning among policymakers, through to project prioritization and preparation, financing, design, construction, operations, and decommissioning.

Figure 1: Nbi is the only type of infrastructure that can contribute to mutual, synergistic progress on sustainable development, climate change, and biodiversity



Introduction

Global challenges

Countries are facing the unprecedented challenges of meeting development needs and adapting to the impacts of climate change, while at the same time addressing global temperature increase and biodiversity loss. As of 2020, 2 billion people did not have access to safe drinking water, 733 million people lacked access to electricity, and 25% of primary schools did not have access to the basic services of electricity, drinking water and sanitation (United Nations [UN] 2022). In 2021, global mean temperatures reached 1.1°C above pre-industrial levels for the first time (World Meteorological Organization [WMO] 2022), closing in on the 1.5°C limit necessary to avoid the worst impacts of climate change on societies and biodiversity. Many climate impacts are already apparent – global economic losses from natural disasters were estimated at US \$93 billion during the first half of 2021 alone, including US \$42 billion of insured losses (Aon 2021). At the same time, the world is facing a global biodiversity crisis – only 3% of ecosystems globally remain intact (Plumptre et al. 2021), as much as 66% of the marine environment and 75% of the terrestrial environment has been significantly altered by human activities (Intergovernmental Science-Policy Platform on Biodiversity and Ecosystem Services [IPBES] 2019), and 1 million species are considered at risk of extinction over future decades (IPBES 2019).

The role of infrastructure in global challenges

Decisions on infrastructure investment will have significant implications for whether or not these challenges can be overcome. Infrastructure systems are critical to development,

underpinning the functioning of societies and economies through the provision of essential services including electricity, water, sanitation, healthcare, transportation, and communications. If the right infrastructure is designed and operated in the right way, infrastructure systems have the potential to contribute to all 17 SDGs, including 92% of the 169 SDG targets (Thacker et al. 2019), and to support both adaptation and mitigation efforts under the Paris Agreement (Thacker et al. 2021) (see *Box 1*).

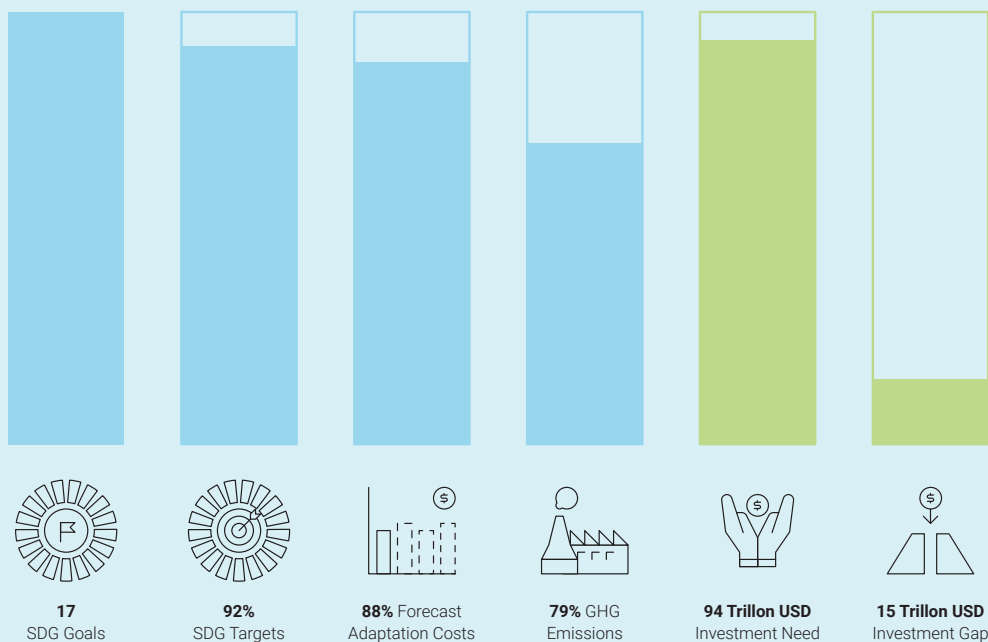
Infrastructure systems consist of built infrastructure, natural infrastructure, and the enabling environment (Thacker et al. 2021). To date, infrastructure investments have focused predominantly on built infrastructure systems, at the expense of the natural environment. The development of built infrastructure impacts the natural environment in multiple ways, including through habitat fragmentation, biodiversity loss, pollution, exacerbation of soil erosion and nutrient leaching, and the use of natural resources as construction materials (Seiler 2003; Ibsch et al. 2016). A disproportionate emphasis on built infrastructure is driving climate change through embedded carbon and GHG emissions across the lifecycle, an issue that is compounded by the loss and degradation of natural carbon sinks. Many built infrastructure systems and their services are increasingly vulnerable to climate impacts, such as flooding, drought, and hurricanes, which threatens progress made to-date on the SDGs and risks stalling further progress through the need to divert funds away from the development of new infrastructure and to the repair and replacement of damaged systems (Fuldauer et al. 2022). There is a risk that continued overemphasis on built infrastructure systems may undermine progress on addressing these challenges, and lead to wider negative outcomes for human health, livelihoods, and biodiversity.

Nature-based infrastructure solutions

Nbi offers decision-makers opportunities to address these challenges simultaneously and make progress on multiple development agendas including the SDGs, Paris Agreement and Convention on Biological Diversity (see *Figure 1*), through strategic integration of Nbi with built infrastructure systems. Studies have highlighted the potential for Nbi to provide services relevant to infrastructure and sustainable development outcomes including freshwater provision, pollution



Box 1: Infrastructure systems are related to:



filtration, wave dissipation, flood regulation, urban cooling, and soil erosion regulation (e.g., Kapos et al. 2019; Vogl et al. 2016; Guannel et al. 2016; Faivre et al. 2017). Nbl also provides multiple additional benefits, often referred to as ‘co-benefits’, such as carbon sequestration, air quality, empowered communities, and improved livelihoods, which are fundamental to meeting global challenges. By definition, in addition to infrastructure services, Nbl must also provide benefits for biodiversity (International Union for Conservation of Nature [IUCN] 2020; Seddon et al. 2021), and these should be considered a foundational property of Nbl, and not just an additional benefit. This is because the ability of ecosystems to provide services and their functional resilience to stressors such as climate change is strongly determined by ecosystem health, including ecosystem connectivity and diversity (Seddon et al. 2021; Key et al. 2022). The science-based idea of ecosystem health needs to be mainstreamed in infrastructure planning in order to safeguard ecosystem services, increase benefits to biodiversity, and maximize the potential for Nbl projects to function long-term; not doing so increases the risk that an Nbl project will fail.

The need to get infrastructure decisions right

There are huge global investment needs for infrastructure. It is estimated that almost US \$100 trillion of investment in infrastructure is required globally between 2016 and 2040, across energy, transport, water, and telecommunications infrastructure (Global Infrastructure Hub 2017) - almost twice the value of existing infrastructure systems. The long lifespans of built infrastructure assets - spanning multiple decades or longer - high costs, and difficulty of reversal means that infrastructure investments lock in development outcomes, whether they be positive or negative, for decades to come (Thacker et al. 2019). There is a risk that, if the right decisions are not made, infrastructure investment could lock in unsustainable, high carbon development, leave countries vulnerable to climate impacts, and cause the further fragmentation, degradation, and loss of natural ecosystems and their services (Hall et al. 2016). Furthermore,

Box 2: Biodiversity as a foundational property of Nbl

By definition, Nbl must provide both human benefits and biodiversity benefits (IUCN, 2020; Seddon et al, 2021). The benefits for biodiversity should be considered a foundational property of Nbl, and not just an additional benefit. Infrastructure practitioners should implement Nbl with this in mind to ensure the long-term health and functioning of ecosystems that are used to provide infrastructure services, and their persistence long-term. This is particularly important to maximize the resilience of natural ecosystems and the long-term success of Nbl in the face of temperature increase and climate change impacts.

The ability of ecosystems to provide services and their functional resilience to stressors such as climate change is strongly determined by ecosystem health, including ecosystem connectivity and diversity (Seddon et al, 2021). The science-based idea of ecosystem health needs to be mainstreamed in infrastructure planning in order to safeguard ecosystem services, increase benefits to biodiversity, and maximize the potential for Nbl projects to function long-term. Key pillars of ecosystem health include (Key et al, 2022):



Diversity: including species diversity and genetic diversity, such as by restoring a mix of native species



Biomass: including habitat extent, density, and stem density



Ecosystem functioning and population dynamics: including age structure, recovery rate, resistance, and survival rate



Ecosystem composition: including species abundance, community composition



Habitat quality: including the presence of particular landscape features and soil quality



Landscape structure: increased ecological connectivity and reduced landscape fragmentation



Conservation status: change in conservation status or likelihood of extinction



Unspecified: perceived overall change in ecosystem health

These pillars of ecosystem health are essential for the long-term sustainability of Nbl, their ability to function and provide ecosystem services. If thinking in terms of benefits to biodiversity and ecosystem health is not embedded across the lifecycle of Nbl projects, there is a large risk that funding will be channelled into projects that will ultimately fail.

if infrastructure systems are not designed to meet the service needs of different stakeholder groups - particularly women and girls - they risk exacerbating gender gaps and other inequalities (Morgan et al. 2020).

At the same time, large scale investment in nature is required to reverse the global loss of biodiversity. It is estimated that US \$484 billion is required in NbS annually by 2030 (United Nations Environment Programme [UNEP] 2022) to meet global targets on climate change, biodiversity, and land degradation. With finite resources available to meet these challenges, funds need to be invested intentionally and wisely. There is a need to refocus infrastructure investments away from traditional 'business-as-usual' approaches, which default to built infrastructure solutions and typically work towards one policy agenda at a time (International Institute for Sustainable Development [IISD] 2021), towards solutions that serve to maximize benefits for development, climate change and biodiversity, and which minimize negative trade-offs that can undermine progress on global policy agendas. Nbl offers potential as a synergistic approach to meeting these challenges and maximizing the use of financial resources. It is critical that Nbl are factored into infrastructure and investment decisions from the beginning of infrastructure planning to ensure that new infrastructure development does not continue to cause the loss and degradation of ecosystems and their services, and to ensure that the potential of Nbl to provide services for sustainable, climate-compatible development is maximized.

The following sections of this report provide a framework for thinking about NbS in the context of infrastructure and outline key benefits, challenges, and recommendations to support their scale-up in infrastructure planning, design, and implementation.





A framework for thinking about Nbl

Following Haggis et al. (forthcoming), and building on the work of Ozment et al. (2015) and Browder et al. (2019), this report defines five functions through which Nbl can provide benefits to infrastructure and beyond, with respect to the provision of services:



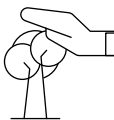
Deliver Function

Function 1: 'Deliver' the service directly, and as such either entirely or partially substitute for the built infrastructure asset. Nbl can deliver infrastructure services that can reduce or avoid the need for built infrastructure assets.



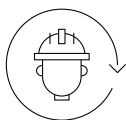
Enhance Function

Function 2: 'Enhance' the service delivered by an infrastructure asset, and as such complement that asset. Nbl can enhance the functioning of infrastructure assets and systems, which can increase the quality and efficiency of service provision and reduce the need for maintenance and inputs.




Protect Function

Function 3: 'Protect' the service delivered by an infrastructure asset and as such protect that asset or the key resources that the sector relies upon from climate change and natural disasters.



Workforce Function

Function 4: 'Benefit workforces' and as such benefit the human capital that underpins the provision of infrastructure services. Infrastructure service provision depends upon the people who work there - implementation of Nbl in and around infrastructure assets can boost the functioning and health of infrastructure sector workers, which can lead to economic benefits for the sector in which the Nbl is deployed.



Multiple Additional Benefits Function

Function 5: 'Multiple additional benefits', often termed 'co-benefits', beyond the primary intended infrastructure service for which the Nbl is deployed. Nbl can deliver a range of social, environmental, and economic benefits that can help to advance progress on the SDGs, the Paris Agreement, and the CBD.

Nbl can perform multiple functions at the same time through the provision of many ecosystem services simultaneously. For example, street trees can 'enhance' the quality and reliability of mobility via roads by increasing driver attention span and reducing traffic accidents (Davies et al. 2014), while helping to 'protect' paved roads from heat via shading (McPherson and Muchnick 2005), and at the same time provide multiple additional benefits, such as carbon sequestration and air quality (Greater Manchester Combined Authority [GMCA], 2019).

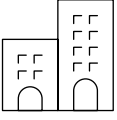
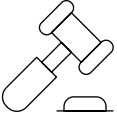

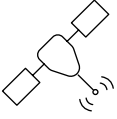
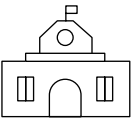

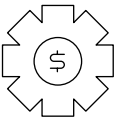
By using this framework, practitioners are able think more systematically about the ways in which Nbl can provide benefits to different sectors, and to communities more widely. This can provide a foundation for understanding the potential for nature to be integrated into infrastructure systems, and for embedding systematic consideration of Nbl into the planning and design of sustainable infrastructure systems.

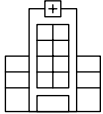
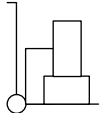
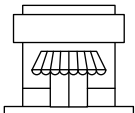

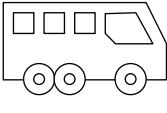

Potential Benefits of Nbl

This study assessed the applicability of Nbl in 13 sectors, which are shown in *Table 1* along with examples of built infrastructure assets in those sectors. The sectors were selected following previous work undertaken by UNEP, United Nations Office for Project Services (UNOPS) and the University of Oxford under the Sustainable Infrastructure Partnership (SIP). 'Buildings' has been included as a separate sector to reflect the fact that Nbl can be applied similarly to the buildings of all infrastructure sectors.



Table 1. The 13 infrastructure sectors considered in this study, along with examples of built assets (UN, 2008)

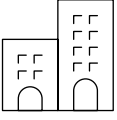
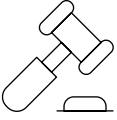

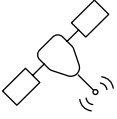
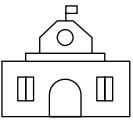

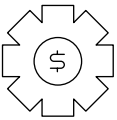
Sector	Example built assets
 <p>Buildings</p>	<ul style="list-style-type: none"> Buildings across all infrastructure sectors, including airport terminals, offices, and residential buildings etc.
 <p>Civic</p>	<ul style="list-style-type: none"> Rule of law: offices of legal institutions, local authorities, and other public sector institutions. Emergency response: police stations, fire stations, ambulance dispatch terminals.
 <p>Culture & Recreation</p>	<ul style="list-style-type: none"> Libraries, museums, archives, sports facilities.
 <p>Digital Communications</p>	<ul style="list-style-type: none"> Submarine cables, landing stations for submarine cables, terrestrial cables - underground and overland. Internet exchange points and other data centres, wireless transmission infrastructure - towers and antennas.
 <p>Education</p>	<ul style="list-style-type: none"> Universities, schools, colleges, sports grounds (in the case of sport and recreation education).
 <p>Energy</p>	<ul style="list-style-type: none"> Hydropower: power plants, dams, reservoirs. Non-renewable: oil refineries, oil fields, gas-fired power stations, nuclear power plants, thermal power plants. Solar: ground mounted solar panels, roof mounted solar panels. Transmission: pipelines, overhead power lines, pylons, underground power lines. Wind: wind turbines.
 <p>Finance</p>	<ul style="list-style-type: none"> Credit agencies, banks, insurance and reinsurance companies.

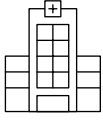
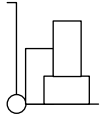
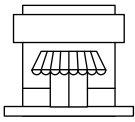

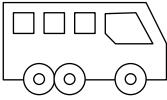

Sector	Example built assets
 <p>Health</p>	<ul style="list-style-type: none"> Hospitals and other medical facilities, dentists, nursing care facilities, residential care centres.
 <p>Manufacturing & Production</p>	<ul style="list-style-type: none"> Processing plants, manufacturing warehouses, factories, distilleries.
 <p>Retail</p>	<ul style="list-style-type: none"> Retail stores, outlets, markets, stalls.
 <p>Solid Waste</p>	<ul style="list-style-type: none"> Solid waste treatment plants, recycling plants, disposal areas, e.g., landfill, incinerators, composts, fermenters.
 <p>Transport</p>	<ul style="list-style-type: none"> Air: airport terminals, runways and landing strips, grounds. Rail: railway tracks, railway stations, signal boxes. Road: paved and unpaved roads, service stations. Water: shipping ports, harbours, shipping channels, inland navigation ways including rivers and canals, container terminals.
 <p>Water</p>	<ul style="list-style-type: none"> Potable water: reservoirs, boreholes, water treatment plants, pipelines, building rainwater harvesting. Wastewater: wastewater treatment plants, pipelines. Surface water management: levees, flood walls, dams.

Assessment of the scale of benefit that Nbl can provide to infrastructure

Through a systematic assessment, this report finds that all infrastructure sectors can integrate Nbl through one or more of the five functions defined in the previous section. *Table 2* indicates which of the five functions apply to each infrastructure sector. Illustrative examples of the applicability of Nbl to each sector are outlined below.

Table 2. The applicability of different Nbl functions to infrastructure

Sector	Deliver	Enhance	Protect	Workforce	MAB
 Buildings		●	●	●	●
 Civic			●	●	●
 Culture & Recreation	●	●	●	●	●
 Digital Communications			●	●	●
 Education		●	●	●	●
 Energy		●	●	●	●
 Finance		●	●	●	●

Sector	Deliver	Enhance	Protect	Workforce	MAB
 Health	●	●	●	●	●
 Manufacturing & Production		●	●	●	●
 Retail		●	●	●	●
 Solid Waste		●	●	●	●
 Transport		●	●	●	●
 Water	●	●	●	●	●

● A circle indicates that the function applies to that sector.

* MAB: Multiple Additional Benefits

Deliver function

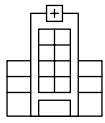
There is opportunity for Nbl to substitute for built assets, either entirely or partially, to directly deliver services in the culture and recreation, health, and water sectors.





Culture & Recreation

Beyond built infrastructure assets, such as museums and art galleries, the culture and recreation sector includes nature reserves, urban parks, botanical gardens, heritage sites (including natural heritage) and bathing beaches (UN 2008). Consequently, the deployment of Nbl can deliver the services of the sector directly. United Nations Educational, Scientific and Cultural Organization (UNESCO) World Heritage Convention has formally recognized the heritage value of natural ecosystems including the Serengeti National Park, the Great Barrier Reef, and the Sundarbans mangrove forest.



Health

Nbl can be an important asset for the delivery of improved mental and physical health outcomes. The European Centre for Environment and Human Health has created a 'Nature on Prescription Handbook' to highlight the benefits that nature can provide for mental health, including through horticulture and gardening, walking groups, nature appreciation, and conservation (Fullam et al. 2021). Nature therapy is considered to provide preventative medical benefits, via physiological relaxation and stress recovery, and potential solutions for elderly patients undergoing rehabilitation and those who experience high mental stress and physical pain (Jo et al. 2019). The benefits of nature for preventing physical health issues are also evidenced, including for heart rates and blood pressure, stress levels, obesity, type 2 diabetes, post-operative recovery, birth weight, cardiovascular disease, and improved immune responses (World Bank 2021).



Water

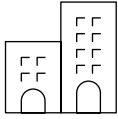
Nbl is highly intertwined with water and can potentially substitute for built infrastructure to deliver all services of the sector, including the provision and storage of freshwater, the maintenance of water quality, treatment of wastewater supplies, and the regulation of flooding. It is reported that as much as 90% of New York City's water is provided by three protected watersheds, which are 75% forested, and improved agricultural management programmes, which together reduce the need for built water treatment infrastructure (Browder et al. 2019). Infrastructure planners and investors have a huge opportunity to meet water-related needs whilst scaling the protection and restoration of natural ecosystems through investments in Nbl and should look to prioritize Nbl over or alongside built infrastructure options in the sector where possible.

The substitutability of Nbl with built water infrastructure is well recognized (e.g. United Nations World Water Assessment Programme [WWAP] 2018). However, the ability of Nbl to deliver the services of the culture and recreation sector and the health sector is relatively less well-known, and therefore at risk of being omitted in infrastructure decisions. The systematic consideration of Nbl across these sectors can help to ensure that these benefits are recognized and incorporated into national development strategies where possible.

Enhance function


There are several opportunities to integrate Nbl in order to complement built infrastructure assets and positively contribute to the provision of infrastructure services across different sectors.





Buildings

There is scope to integrate Nbl into buildings to support their functioning. This includes the creation of gardens, green walls and roofs, which can provide thermal regulation and reduce the need for heating and cooling (Ezri et al. 2017), and constructed wetlands, which can support sanitation (UNEP 2014). For example, Incheon airport in South Korea has planted native foliage – this helps to cool airport buildings and reduce the need for air conditioning, leading to energy savings for the airport (Peters 2016).



Education


Nbl can provide various services that underpin positive educational outcomes, such as the development of creativity, increased attention span, increased cognitive functioning and cognitive development (Stenfors 2019; Bratman 2015). Studies report that Nbl can lead to improved progress in working memory and reduced inattentiveness (Dadvand et al. 2015). For example, in the Netherlands, children in classrooms with green walls scored better on a test for selective attention than those in classrooms without green walls (van de Berg et al. 2016). Engagement with green space is linked to improved behavioural development, reduced emotional symptoms and peer relationship problems, and reduced rate of Attention Deficit Hyperactivity Disorder (ADHD) in children (Amoly et al. 2014). Educational gardens can provide opportunities for disabled and special need students to connect with nature through sensory stimulation and undertake interactive learning (Hussein 2010; Hussein 2012). Nbl can also facilitate student learning about nature and the environment, increase connections to nature, and boost pro-environmental behaviours, which is of high importance given the current climate and biodiversity crisis (Kuo et al. 2019).



Energy

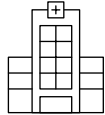
Nbl can provide many benefits to the energy sector. For example, in the solar sub-sector, green roofs can act as a ballast to keep solar panels anchored on the roof, while the evapotranspiration of plants helps to keep solar panels cool, and can increase their productivity rate by as much as 20%¹ (Enzi 2017; Semeraro 2020; Kaewpraek et al. 2021). Within the energy transmission subsector, the EU Elia project has demonstrated that protection and restoration of low-lying Nbl, including orchards, ponds and wetlands, around overhead transmission infrastructure can prevent the growth of vegetation that can interfere with transmission lines and decrease the reliability of energy transmission (Life Elia 2021). Within the hydropower subsector, Nbl such as the protection of forests and improved agricultural management practices, can provide services that reduce flows of sediment into water channels supplying hydropower reservoirs. This can result in benefits including (a) reduced turbidity, which reduces wear and tear on hydropower dams and turbines; (b) reduced requirements for dredging to preserve storage capacity from sedimentation; (c) increased built infrastructure lifespans and reduced requirements for repair of components; and (d) increased productivity and efficiency of energy generation (Browder et al. 2021; Ozment et al. 2015; Stickler et al. 2013; Waves 2015).

1. The productivity of solar panels is reduced when air temperatures exceed 25°C (Enzi et al. 2017).



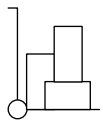
Finance

The majority of insurance and re-insurance stakeholders do not regularly assess nature-related risks but have an opportunity to benefit from integration of Nbl within the sector (Cambridge Institute for Sustainability Leadership [CISL] 2022). Benefits that Nbl can provide include lower frequency and severity of insurance claims, increased resilience of clients, and lower insurance premiums (CISL 2022; Golnaraghi and Mellot 2022; Kousky 2022). There is scope for Nbl to be used more systematically amongst companies within the insurance and reinsurance industries to simultaneously enhance the provision of the service whilst protecting and restoring natural ecosystems.



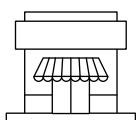
Health

The deployment of Nbl can provide various health benefits that can complement built infrastructure service provision within the health sector. For example, therapeutic gardens can speed up recovery time and reduce the length of stays in hospital (Viray 2018; Newman 2018; Raanaas et al. 2011; Ulrich et al. 1984), lead to reduced stress in hospital waiting rooms (Beukeboom et al. 2012) and provide restorative qualities in hospital break areas (Nejati et al. 2016).



Manufacturing & Production


The use of constructed treatment wetlands, reed, and pond systems can treat wastewater streams arising from various industrial processes (Vymazal 2022), including manufacturing and production. For example, they have been demonstrated for the treatment of effluents including dairy, abattoir, meat processing, pulp and paper, as well as for wineries, breweries, vegetable processing, soft drink processing, wood and leather processing, tanneries and olive mills, and within the textile industry (Stefanakis 2018; WWAP 2018). Wastewater treated using constructed wetlands can be reused for non-drinking purposes (Kesari et al. 2021), which offers potential for Nbl to contribute to the reuse of water within the processes of the manufacturing and production sector. Constructed wetlands also offer the added benefit of being able to provide wastewater treatment at the location in which it is produced. The opportunities for using constructed treatment wetlands for industrial wastewater treatment depend upon the pollutant type and its loading (WWAP 2018). Built infrastructure may still be required for more toxic substances associated with industrial discharge and to avoid contamination to wetlands and damage to their functioning and health (ibid.). Some Nbl species may also require longer retention times to filter pollutants, but should still be considered alongside conventional water treatment infrastructure within the manufacturing and production sector (ibid.).



Retail

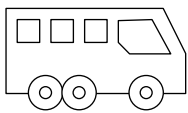
Deployment of Nbl around retail outlets has been shown to enhance customer footfall and increase sales. For example, Wolf (2003) found that urban forests increase willingness to pay by 10% in inner-city business district in US cities. Wolf (2005) reported that trees help to form more positive consumer experiences in central business districts, and visitors are willing to spend 9-12% more on goods and services, with larger increases in spending arising from higher quality tree canopy cover. Han and Hyun (2018) found that Nbl can influence customers, including their approach or avoidance behaviour, and their loyalty. In a time when many high street shops are closing, decision-makers have an opportunity to integrate Nbl into retail areas as part of strategies to support local economic growth and development.





Solid Waste

The closure of modern landfills typically involves the capping of waste with clay to prevent the percolation of water into waste, control the movement of leachates, reduce the emission of gases and their odours, and prevent environmental contamination from water overflow and runoff (Lamb et al. 2019; Khapre et al. 2019). Clay capping solutions are considered increasingly ineffective in reducing percolation of water into waste, owing to the possible cracking of the clay material, which can provide space for water to infiltrate. Phytocapping is an alternative solution, which uses plants to prevent water entry into landfill via three mechanisms: 1) the interception of rainfall by plant canopies; 2) the storage of water in the soil; and 3) evapotranspiration of water (Lamb et al. 2019). Phytocapping is considered at least as effective as clay capping in reducing percolation into landfill, and can increase cap stability, reduce erosion of capping materials, and reduce wind-blown dust (ibid). Equally, while clay covers can deteriorate over time, phytocaps have a longer lifespan. Constructed wetlands can also be deployed to treat leachate streams arising from landfill, reducing requirements for built infrastructure (Kumar and Choudhary 2018).



Transport

There are various opportunities to increase the integration of Nbl into transport infrastructure in order to benefit service provision. For example, tree lined roads make it feel like the road is narrower and encourage slower driving, can increase driver attention span, and can also act as a buffer between pedestrians and road vehicles (Davies et al. 2014). This can lead to increased road safety through reduced road traffic accidents (GMCA 2019). Nbl along navigation² channels in the water transport sector can maintain tranquil waters and prevent sedimentation of shipping lanes (Hijdra et al. 2021; Almstrom et al. 2022). Nbl can equally be deployed within airports. For example, the UK's London Heathrow Airport uses reeds and ponds to treat wastewater streams including anti-icing fluids (Airport Technology [AT] 2016). Nbl can also be deployed along railway networks to increase the reliability of rail transport and reduce maintenance requirements (Varley 2018).



Water

Integration of Nbl within the water sector can enhance service provision by reducing sedimentation of water supplies and the associated need for maintenance such as dredging. The protection of forests and wetlands within water catchments, improved agricultural management practices, such as reduced grazing density, and the restoration of riparian vegetation can help to stabilize soils, reduce soil erosion, and prevent sediments from entering water courses, reducing requirements for dredging. Correspondingly, the loss and degradation of natural ecosystems can lead to reduced functioning of the water sector. For example, the conversion of natural landscapes to agriculture within the catchment supplying the Tana River in Kenya, which provides 80% of Nairobi's drinking water, has reduced the storage capacity of water reservoirs and increased requirements for water treatment (WWAP 2018).

Given that built infrastructure assets provide the primary infrastructure service of the majority of these sectors, many of the complementary services of Nbl may be less apparent to infrastructure decision-makers, and therefore at risk of being overlooked. However, through integration with built infrastructure systems, practitioners have an opportunity to increase the quality and reliability of the infrastructure service and at the same time help to make space for nature.

–
2. Nbl are not considered to deliver the service of water navigation directly. This is owing to the need for Nbl to provide simultaneous benefits to humans and biodiversity – the use of navigation channels by ships, boats and other vessels is likely to result in ecosystem degradation rather than biodiversity benefits.

Case study:**Life-Elia-RTE, Belguim****Location:**

Belgium

Source:

Life-Elia-RTE (2018)

The LIFE Elia-RTE project was a six-year project started in 2011 by the European Union (LIFE programme), Elia (Belgian Transmission System Operator), and RTE (French Transmission System Operator), that implemented alternative vegetation management practices under high-voltage overhead transmission lines in the Walloon region of Belgium.

Vegetation under overhead powerlines is typically managed with heavy machinery and aggressive clearing practices that have a negative impact on biodiversity and ecosystem functioning. Under the project, innovative measures were applied that allowed operators to enhance the safety of the transmission corridors while reducing the area that needed clearing and mowing, increasing biodiversity and ecosystem health, and improving the aesthetic and recreational values of the surrounding forests. Specific measures included:

- Planting and restoration of forest edges
- Planting fruit trees of wild and local species
- Restoration of natural habitats protected by the European Union's Habitats Directive (bogs, moors, chalky grasslands and lean meadows)
- Digging of ponds
- Establishment of a pasture or mowing
- Combating invasive plant species
- Harvesting seeds, sowing and mowing of flower meadows

Long-term monitoring shows that these measures achieved their biodiversity objectives in 79% of the sites where measures were implemented, with the pre-intervention status quo maintained in another 19% of sites (Godeau et al. 2020). Cost-benefits analysis showed that while these alternative methods had a higher up-front cost, they are 1.4 to 3.9 times less costly over a 30 year timespan.



Protect function

This report finds that deployment of Nbl could help to protect infrastructure in all sectors from the impacts of climate change and natural disasters. Climate impacts, such as floods, droughts, and landslides, pose risks to infrastructure and societies across the world. Evidence is growing that natural ecosystems can reduce these risks and support adaptation to a broad range of climate hazards (e.g., Chausson et al. 2020). Since the protect function applies to all sectors, the discussion below is organized around the types of risks that Nbl can protect against, rather than by sector.

Surface floods

Different Nbl options can be effective for supporting the mitigation of surface flooding (Intergovernmental Panel on Climate Change [IPCC] 2019) and the impact of floods on built infrastructure systems. This includes the protection and restoration of natural wetlands, peatlands, forests, ponds and lakes, improved agricultural management, and the creation of constructed wetlands (Chausson et al. 2020; Dadson et al. 2017). The mechanisms through which Nbl can contribute to flood mitigation include through evapotranspiration, increased water infiltration into the soil, increased water storage capacity, and alterations to the timings of water flows through a reduction of water flow velocity (Moos et al. 2018; Broadmeadow et al. 2018). Evidence suggests that Nbl solutions are less impactful for mitigating large floods, or floods at the scale of big watersheds, but can be effective in contributing to flood reduction in minor to moderate floods that occur at frequencies of up to one-in-100 years, in small and medium sized watersheds, and in catchments with low rainfall and deep soils (UNEP 2014; Dadson et al. 2017). The use of Nbl for protecting infrastructure from flooding has been documented in the case of railway networks, where the protection of forests can help to reduce the impact of high precipitation onto railways and the risk of earthwork failure (Blackwood et al. 2022).

River floods

In many cases, decision-makers invest in built infrastructure options, such as dams, levees, channel modifications and flood walls, for the management of river floods (UNEP 2014; Dadson et al. 2017). However, Nbl can provide alternative or additional options to built infrastructure solutions. They can store water, manage hydrological connectivity and conveyance of water, and preserve the water storage capacity of rivers through reducing sedimentation (Dadson et al. 2017; Browder et al. 2021). As with surface floods, Nbl can store water and release it over time (Dadson et al. 2017). Tree shelterbelts at the bottom of grassland slopes can intercept water and reduce peak flows (Chausson et al. 2020). Improved grazing management can reduce soil compaction, leading to increased infiltration and reduced water runoff to rivers. Riparian and floodplain forests increase surface roughness, which can slow water runoff, and reduce peak

river flows. Nbl can also preserve the capacity of rivers to store and convey water by preventing sedimentation of river channels (Broadmeadow et al. 2018; Dadson et al. 2017). For example, riparian buffer strips of 10-30m around river channels can prevent sediments entering river channels, and wetlands can trap up to 80-90% of sediment from runoff (WWAP 2018). In some cases, such as slope revegetation and wetland protection, Nbl can be more effective at flood mitigation than built infrastructure options such as check dams, artificial water storage and buffer tanks (Chausson et al. 2020). As with surface floods, the role of Nbl in river flood mitigation is considered most effective at small spatial scales (less than 20km²)³ and for small floods, and less so for the most extreme floods (Dadson et al. 2017). The impact of Nbl on sediment reduction and river channel storage capacity is often overlooked in flood risk assessments, but likely to be important in rivers that receive high rates of sediment delivery (ibid.).

Urban floods

There is potential to integrate Nbl into urban areas to support the mitigation of urban flooding, avoid flood damages to infrastructure in urban areas, and relieve pressure on built flood management infrastructure. Green roofs, green walls, and green spaces, such as bioswales, wetlands, and urban parks, can help to absorb water, increase infiltration of water into the ground, and minimize the amount that remains as surface water (UNEP 2014; Chausson et al. 2020). Equally, restoration of urban water courses, riparian vegetation along riverbanks, and the protection or reconnection of floodplains can help to store urban water runoff (Dadson et al. 2021).

Drought

Multiple infrastructure sectors are dependent upon a supply of water to operate, and are therefore impacted by drought. This includes sectors such as water, energy (hydropower) and transport (water transport), which rely upon water for the provision of their service. It also includes sectors such as manufacturing and production, which use water in production processes; energy (non-renewable), such as through the use of water for cooling within thermal power plants; and by the fire service within the civic sector. Nbl can support the mitigation of drought through processes including the storage of water, infiltration of water and recharge

of groundwater supplies, and by supporting water reuse (UNEP 2014). Both natural and constructed wetlands can store water during wet periods that can be used during subsequent dry periods. For example, in Zambia, one third of the Kafue river, which supplies two hydropower reservoirs and 40% of Zambia's electricity, flows through the Lukanga Swamp. The swamp can store up to 10,000 million³ of water, which it releases during the dry season, safeguarding water flows and protecting hydropower-based energy generation within the country (Opperman et al. 2021). While many forests can reduce water availability, cloud forests can capture rainfall and support the supply of freshwater to rivers, helping to reduce water scarcity (Browder et al. 2019). Regional forests can increase water flows by impacting rainfall flows through evapotranspiration - Stickler et al. (2013) found that under business-as-usual projections of 40% forest loss by 2050, simulated hydropower generation declines to 25% of maximum energy output in the Amazon Basin. Improved agricultural practices can improve the water retention capacity of soils, such as through furrow diking, reducing tillage, maintaining mulch cover and improving soil organic content, which reduces pressure on water supplies for irrigation (Browder et al. 2019). Reduced grazing density can minimize the compaction of soils and enable the infiltration of water into soils and the recharge of groundwater supplies. Forest shelterbelts can reduce wind speed over fields, which can reduce water lost through evaporation (ibid.). Constructed treatment wetlands can treat wastewater streams, which can be subsequently reused, including in the provision of water supplies for the fire service, reducing pressure on supplies to water reliant sectors (Kesari et al. 2021).

Heat

Rising temperatures pose a risk to the functioning of infrastructure, such as roads and railways, which can suffer structural damage during periods of extreme heat. Nbl can help to mitigate the impact of rising temperatures on infrastructure through processes including evapotranspiration and shade provision. Evapotranspiration can lead to cooling of local temperatures and reduced peak summer temperatures by 1-5°C (2-9°F) (World Bank 2021). Even small green spaces in cities can have a cooling effect – a green space in Lisbon, Portugal, which was 0.24 ha, had a cooling effect of 6.9°C

compared to the surrounding area (Browder et al. 2019). It is reported that shaded surfaces can be as much as 11-25°C (20-45°F) cooler than the peak temperatures of unshaded materials (World Bank 2021). Studies have shown that the shading effect of street trees can protect asphalt concrete pavements from heat along road networks, leading to reduced fatigue cracking, increased durability and better pavement performance, less frequent requirements for repairs such as repaving, and associated cost savings (McPherson and Muchnick 2005). It is reported that repaving could be delayed by ten years in the case of a street that is well-shaded, and up to 25 years on streets that are heavily shaded, based on a Californian study (ibid). Similarly, development of green corridors along railway networks can increase shade provision from vegetation and protect railways from high temperatures, leading to reduced risk of the buckling and breakage of railway tracks (Blackwood et al. 2022).

Fire

Wildfire is intrinsic to the composition, structure and dynamics of many ecosystems (Chausson et al. 2020). However, studies have shown that Nbl can be part of strategies to reduce the severity, incidence or spatial extent of wildfires (ibid.). For example, restoration of rangelands and savannas can improve ecological processes and fire resistance (Kapos et al. 2019). Management strategies that include the removal of invasive, fire-prone species, and the restoration of native, fire-resistant species can be part of fire adaptation strategies.

High wind

There is potential to deploy Nbl as part of strategies to reduce the impact of wind on infrastructure systems. For example, shelterbelts along railway networks can protect railways from high winds and reduce wind loading onto structures such as railway masts (Blackwood et al. 2022). Mangroves can protect coastal infrastructure networks from the impact of wind - it is reported that mangroves can reduce mean wind speeds of up to 5 m/s by more than 85% and for winds greater than 15m/s by more than 50% (Browder 2019). The use of improved agricultural management practices, such as terraces or cover crops, can help

3. Measured data on the impact of Nbl on river flooding at large spatial scales (100 km²) is lacking (Dadson et al. 2017).



© Freepik

to reduce wind-induced soil erosion from croplands, helping to safeguard water supplies to water and hydropower networks.

Landslides

In sloped areas, landslides can pose a serious risk to infrastructure systems. Built infrastructure approaches to protect against landslides may be expensive to implement and maintain, but there are opportunities to use Nbl as part of strategies to mitigate the likelihood of landslides, to reduce their runout distance, slow the movement of slipping soil masses and redirect their flow paths (Chausson et al. 2020; Moos et al. 2018). Vegetation cover has less effect on deep-seated landslides (depth of sliding surface >2m), as tree roots only penetrate the top layer of soil, and in cases where rainfall is heavy and continuous, but trees and shrubs can contribute to the mitigation of shallow landslides (depth of sliding surface <2m) through a number of mechanisms (IPCC 2019; Moos et al. 2018). They can enhance soil strength and reinforce soil layers, provide anchors into deeper and more stable substrates through dense lateral root systems, act as barriers against the movement of rock, debris and soil movement, limit landslide run-out distance, lower soil moisture levels through interception, evaporation and transpiration, and improve drainage (IPCC 2019; Moos et al. 2018). The hydrological effect of forests is considered relevant for hillslopes that drain large contributing areas, but less so for short hillslopes where landslides are triggered by short intense

rainfall (Moos et al. 2018). Studies have shown that landslides become more frequent and extensive following deforestation of steep sloped areas, which is associated with the loss of tree roots that provide soil stability (Lehmann, von Ruetten, and Or 2019; Shmaltz et al. 2017). Forest clear-cutting in regions with steep topography and high rainfall has reported to increase landslide events by two to ten fold relative to vegetated slopes (Lehmann et al. 2019). Where forests are removed, there is a higher frequency of shallow landslides one to five years after forest harvesting (Moos et al. 2018). The impact of Nbl on landslides will depend on species, age, substrate and relief. The dimensions of forests and their structural characteristics, such as forest gaps, may limit their protective effect in some cases (ibid.).

Snowfall

Snow can accumulate on built infrastructure assets such as roads, railways, and airports, and disrupt their functioning and capacity to provide services. Nbl, such as grasses, shrubs and trees, can form living snowfences, and provide alternative options to built fences. They can be designed specifically to divert snow so that it falls and accumulates in predictable locations (Kuhn, Hanley and Gehrlinger 2009; Daigneault and Betters 2000). Living snow fences are reported to have much longer lifespans than built infrastructure, of approximately 50-75 years compared to five to seven years for a typical slatted fence, and can trap blowing snow at an efficiency of 79% (Blanken 2018).

Avalanche

There is scope to use Nbl to mitigate the risk of avalanches to infrastructure, particularly through the protection of forests on steep slopes. Moos et al. (2018) report several physical processes through which forests can help to reduce the risk of avalanches, mostly through the stabilization of snow cover: (1) the branches of trees can intercept 5-60% of falling snow, resulting in snow packs that are less thick and more variable in structure in forests compared to open surfaces; (2) forests reduce both incoming and outgoing radiation – this means that frost, which can lead to weak layers in the snow pack, forms less frequently in forested terrain than non-forested terrain; (3) forests reduce wind speed, leading to a more uniform distribution of snow and reduced formation of wind slabs; (4) tree stems, roots and woody debris can stabilize snowcover and increase the roughness of the land; (5) forests can influence the flow path of avalanches and their runout distance, predominantly in the case of small avalanches that occur within the forest or only short distances above the tree line. The extent to which Nbl can contribute to avalanche mitigation depends on factors including tree density, tree height relative to maximum snow depth, gap size and species. Nbl are likely to be less effective on larger avalanches that can reach high velocities of 80 m/s and knock down trees (ibid.).

Rockfall

In the area at which rock falls originate, the roots of vegetation can increase the risk of rockfall by growing into rock cracks and causing the displacement of rocks, particularly during strong wind. However, Nbl can provide a protective effect against falling rocks in the flow pathway or deposition area, which can help to mitigate the impact of rockfalls onto downslope infrastructure. Trees can act as a barrier that can slow down, reorientate or stop falling rocks. Large rock falls can generally not be stopped by forests, however their spatial extent can still be reduced (Moos et al. 2018).

Debris flow

Debris flows transport a mixture of water and solid material, such as soil and fragmented rock, downslope in steep mountainous channels (Moos et al. 2018). Nbl can contribute to the mitigation of debris flows and their impact on infrastructure systems through similar processes to those of

avalanches and rockfalls, as outlined above. In addition, Nbl, such as the protection or restoration of native vegetation, can also contribute to debris flow reduction through increasing the roughness of channels – this can lead to energy dissipation and reduced debris flow intensity. The presence of trees may also lead to changes in flow direction angle. It is reported that there is an increased likelihood of debris flows in the absence of vegetation, generally within one to five years after harvesting (ibid.).

Coastal flooding

Adaptation options to protect infrastructure systems from coastal flooding often rely upon built infrastructure solutions, such as sea walls, dykes, levees and breakwaters. However, Nbl can provide alternatives or additional approaches to coastal flood mitigation, and can minimize flood damage to infrastructure and the intrusion of salt water into the water supplies of water-reliant sectors (Chausson et al. 2020; UNEP 2014). For example, coastal Nbl, such as the protection, restoration and management of coral reefs, beaches and dunes, seagrass and mangroves, can be effective at reducing wave heights and energy, and minimizing the impact of coastal hazards (Ferrario et al. 2014; Narayan et al. 2016; Tiggeloven et al. 2022). Coral reefs can act as natural breakwaters and contribute to flood reduction through wave breaking and the attenuation of wave energy (Beck et al. 2018). Mangroves can provide physical defences against flooding, and increase bottom friction (Menendez et al. 2020). The flood protection benefits of coastal ecosystems, such as coral reefs and mangroves, are considered particularly critical for small island and developing states, such as Madagascar, Belize, and Bangladesh, which have limited capacity relative to their GDP to respond to flooding (Beck et al. 2018). There is potential to overlook the protective services of submerged ecosystems, such as coral reefs and seagrass, which are less visible than ecosystems located above water (Beck et al. 2018). The systematic consideration of these ecosystems within the portfolio of coastal flood adaptation options will be important to ensure that the benefits that they can provide are recognized.

Coastal erosion

Coastal Nbl can reduce coastal erosion that can pose a risk to infrastructure systems. For example, coral reefs form a natural barrier and act as the first line of defence from coastal erosion by



reducing wave velocity, and by reducing non-storm wave heights by 70% (Ferrario et al. 2014). Seagrass helps to stabilize sediment and regulates water currents that contribute to coastal erosion, and can reduce non-storm wave heights by 36%. Salt marshes can stabilize coastlines by trapping sediment and reducing velocity, and are reported to reduce non-storm wave heights by 72% (UNEP 2014; World Bank 2021). The aerial roots of mangroves can retain sediments, stabilize soils in intertidal areas, and reduce coastal erosion, while reducing wave heights by 31% (Menendez et al. 2020). Oyster reefs, similarly to coral reefs, can protect shorelines from coastal erosion by reducing water velocities and increasing sedimentation rates. Sandy beaches can prevent coastal erosion caused by strong winds, waves, and tides. Dune systems can buffer storm erosion and help coasts to recover by naturally nourishing the shoreline, serving as reserves of sand (World Bank 2021). Vegetation on dunes can trap and store sand, which allows them to grow and provides additional protection from erosion.

Storm surges

The roots, trunk and canopy of mangroves can help to dissipate storm surges, and their impact on infrastructure systems, including through reducing peak water levels and flood depths where they are present over large areas (Menendez et al. 2020). Every mile of continuous wetland is reported

to reduce storm surges by 8-20cm by increasing energy dissipation in the intertidal zones and reducing incoming wave energy (UNEP 2014). Salt marshes of 6-10km wide can reduce storm surges by increasing flow resistance (World Bank 2021).

Tsunamis

Coastal Nbl can contribute to the mitigation of tsunamis and their impact on coastal infrastructure systems. For example, while small areas of mangroves are reported to have limited impact on tsunamis, wider mangrove belts, of 100m width or more, can contribute to the reduction of tsunami waves (World Bank 2021). Mangroves of 200m width are reported to reduce inundation depth, area and run-up distance by 10%. Mangroves can reduce tsunami flood depth by 5-30% during tsunamis of three-meter inundation depth and 30-minute wave period when mangroves are several hundred meters wide (Browder et al. 2019).

The hazards outlined above pose risks to infrastructure systems around the world. Through consideration of Nbl during the development of adaptation strategies, decision-makers of all sectors can play a key role in scaling the uptake of Nbl, reducing risk to built infrastructure systems, and reversing the loss of nature.

Case study:

Natural ponds restoration as water reservoirs and sustainable drainage for flood protection in Mannar, Sri Lanka (UNOPS)

Location:

Sri, Lanka

Source:

UNOPS (2016)

The monsoon season brings torrential rainfall to Mannar Island, in Sri Lanka, home to over 30,000 people. Decades ago, more than 70 ponds provided natural drainage and flood protection to this area, but over time many of these were filled in to reclaim land for planned and unplanned settlement and construction of buildings. This resulted in heavy flooding forcing inhabitants to flee to higher grounds, making public spaces and services inaccessible for days, and led to food shortages and economic losses due to the damage.

With the funding of the European Union, UNOPS, the Mannar District Secretariat and Mannar Urban Council collaborated to restore the natural ponds to act as cost-free flooding and water storage solutions, and helped improve the drainage systems through the construction of drainage canal networks. The pond rehabilitation works required considerable preparatory work and effective coordination and cooperation with the local population.

The pond rehabilitation work has already shown positive signs of minimizing flood damage and has helped to increase the water retention capacity by 8,840 m³. This allows the ponds to capture more water runoff, which reduces flood risk, and helps increase water infiltration, which improves ground water quantity and quality, increasing local communities' access to clean water.



Case study:

Ecosystem-based adaptation to reduce vulnerability in the United Republic of Tanzania (UNEP)

Location:

Coast of Dar es Salaam,
United Republic of Tanzania

Source:

UNEP (2019) and UNEP (n.d.)

The Indian Ocean coastline of the United Republic of Tanzania is vulnerable to increased tidal activity and storm surge rise from climate change. This causes coastal erosion and flooding, threatening the livelihoods and wider economy of coastal communities. In Dar es Salaam, US \$5.3 billion in public and private assets are at risk from flooding.

In this context, the Vice President's Office partnered with UNEP and UNOPS to implement specific ecosystem-based adaptation measures and reduce vulnerability. Funded by the Adaptation Fund, the project focused on coastal rehabilitation and planting of vegetation as a means of protecting other key infrastructure assets along the coast, including roads, buildings, ports and markets.

NbS interventions included mangrove forest and coral reef restoration, and revegetation of slopes with deep-rooted flora. In all, 1,000 hectares of mangroves, 3,000 m³ of coral reefs, and 30,000 m² of shoreline vegetation were rehabilitated. The coral reef at the Sinda and Mwakatunde island marine reserves off the Dar es Salaam coastline were rehabilitated by transplanting and grafting bleaching-resistant corals brought from other locations. Indigenous trees and grasses were planted along select locations, including seawalls, with the aim to stabilize soils against encroaching erosion. Mangrove forests were rehabilitated through the planting of resilient seedlings, dredging and the creation of no-take buffer zones.

The restoration was carried out using locally available, climate-resilient species, and is estimated to have benefitted some 8,600 people via flood protection and livelihood opportunities, whilst also providing habitats for wildlife. To address unsustainable harvesting practices, no-take zones were established with a goal to reduce deforestation by 40% in the restored sites, and 87 community groups were created to manage the mangroves.



Workforce function

All sectors can deploy Nbl for benefits
to their workforces.



Efficiency and productivity

Studies have shown that Nbl can increase the cognitive functioning, attention span and motivation of employees, and can result in increased productivity and efficiency at work. Contact with urban nature has been linked to greater ability to cope with life stressors, improved work productivity and reduced job-related frustration, increased self-esteem, and enhanced capacity to pay attention (Sturm and Cohen 2014). Nbl can improve performance through employee satisfaction and can aid in productivity improvements and long-term profits, as demonstrated in the case of hotel workforces (Yu et al. 2020).

Staff retention and loyalty

Studies point to the benefits that Nbl can provide in terms of workforce loyalty (e.g. Han and Hyun 2018). For example, businesses in Glasgow, Scotland, which were located next to newly regenerated green space, had better staff retention and morale (GMCA 2019).

Mental health benefits

The deployment of Nbl across infrastructure sectors can improve the mental health and emotional well-being of workforces (Han and Hyun 2018), and increase job satisfaction and performance (Yu et al. 2020). Nature can provide a calming environment, reduce stress, reduce burnout and fatigue, increase physiological and psychological relaxation, and lead to employees who are more engaged at work (Elsadek et al. 2019; Han and Hyun 2018; Nejati et al. 2016).

Physical health benefits

Nbl can lead to improved physical health outcomes for employees. For example, Nbl can improve thermal comfort, air quality, provide opportunities for exercise, and support the provision of nutritious food. A study reported that workers in an office with foliage plants reported fewer physical symptoms, including coughing, hoarse throat and fatigue, than when no plants were present (Fjeld 2000).

Multiple additional benefits

An aerial photograph showing a road with a wide, vegetated median strip. The road has white dashed lines and is surrounded by lush green trees and grass. The median strip is filled with various plants and flowers, including yellow wildflowers. The overall scene is a mix of natural greenery and infrastructure.

This study finds that all sectors can integrate Nbl for the provision of multiple additional benefits for the environment, the economy, and society.

Environment

The development of Nbl can result in multiple benefits for the environment and biodiversity. These include:

Improved ecosystem connectivity

Nbl can lead to improved ecosystem connectivity and reduced fragmentation, a factor that underpins biodiversity (Key et al. 2022). For example, through investment in Nbl, infrastructure practitioners can help to create ecological networks that can facilitate the safe movement of wildlife and genetic diversity (World Bank 2021). This includes the development of ecological corridors along networked infrastructure such as roads, railways and waterways. It also includes the connection of smaller green spaces, such as networks of green roofs, gardens, and urban parks, with larger green spaces, such as forests and grasslands, elsewhere in the region.

Habitat

Nbl can increase the prevalence of habitat for various species through the protection, restoration, improved management and creation of terrestrial and marine ecosystems (World Bank 2021). For example, in the Philippines, Manila Water Company, Inc., which provides water supply, wastewater and sanitation services, has invested in large scale catchment efforts to improve water quality and reduce the impact of soil erosion on water supplies during heavy rainfall and typhoons. In partnership with the Metropolitan Waterworks and Sewerage System (MWSS), Department of Environment and Natural Resources (DENR), multiple local government units (LGUs), indigenous people and other stakeholders, they have reforested native tree species and helped to protect 171,901 hectares within the watersheds of General Nakar, Ipo, La Mesa, Pan as Hayiban and Villa Maria (Manila Water 2022).

Species diversity

Through the deployment of Nbl, infrastructure practitioners can help to maintain or enhance the genetic diversity of species. This can be achieved through protecting or restoring native ecosystems, and by facilitating the movement of biodiversity through connected ecosystems. For example, conventional snow fences act as a physical barrier that can disrupt the movement of wildlife, whereas living snow fences can facilitate the continued

movement of wildlife, and at the same time provide aesthetic value to people (Blanken 2018).

Air pollution

The deployment of Nbl can provide benefits to infrastructure and at the same time support the reduction of pollution arising from different infrastructure sectors and the wider environment (Choi et al. 2021). Trees and vegetation can absorb gaseous pollutants through their leaf surfaces and intercept dust, ash and pollen, at the same time releasing oxygen through photosynthesis. By moderating local air temperatures, they can reduce the frequency of conditions in which ground-level O₃ forms (Millward and Sabir 2011). In cities, urban parks are reported to filter up to 85% of air pollution (Browder et al. 2019).

Land and water pollution

Use of Nbl can help to reduce the pollution of the local terrestrial and marine environment resulting from infrastructure systems. For example, vegetation, such as wetlands, can assimilate pollutants and toxins. The use of phytocaps on landfill within the solid waste sector can prevent the movement of pollutants from landfills from filtering into the local environment (Lamb et al. 2019; Khapre et al. 2019). The use of grazing programmes instead of mechanized maintenance within airports is reported to remove the need for pesticides that can pollute local water systems (AT 2016).

Carbon

Depending on factors such as ecosystem type, species, and management practices, Nbl can sequester and store carbon dioxide. For example, reduced deforestation and degradation is considered a major strategy to reduce GHG emissions (IPCC 2019). Grasslands store over 10% of terrestrial biomass carbon and could sequester one billion tons of carbon annually if sustainably managed (Chausson et al. 2020). Peatlands store more than 30 Gt of carbon globally, which is more than twice the amount of the world's forests (UNEP 2021). Mangroves sequester approximately three to five times as much carbon per unit area compared to terrestrial forests (Opperman et al. 2021). Improved agricultural management practices are also found to have mitigation potential (IPCC 2019).

Economic

Well-planned Nbl can result in various economic benefits. These include:

Tourism

The benefits that Nbl can provide in terms of aesthetic value, biodiversity and recreation can lead to economic benefits through tourism. For example, while street trees can provide benefits to roads through acting as a buffer between vehicles and pedestrians, those that bloom seasonally can also attract seasonal tourism (World Bank 2021), as demonstrated in the case of Japanese cherry blossom trees. Coral reefs can protect infrastructure from coastal hazards and at the same time can increase the number of tourists travelling to countries for diving (Spalding et al. 2017). Mangroves can prevent coastal erosion and simultaneously increase opportunities for ecotourism – such as the mangroves in Kenya, located predominantly in Lamu Country and the Tana River Delta, that provide ecotourism benefits as well as supporting bee farming, aquaculture and fisheries (Opperman et al. 2021). It is reported that countries with global biodiversity hotspots have higher annual growth of tourism investments than other countries (Blicharska et al. 2016).

Increased property values

Certain Nbl, such as an urban park or nature reserve, can increase the attractiveness of an area and lead to increased property prices (Ommer et al. 2022). It is reported that the increase in property prices can be as much as 5-20% (Kapos et al. 2019; Bockarjova et al. 2020).

Marketable resource provision

Nbl can support the production of marketable natural resources, such as fish, crops, and timber, which can provide economic benefits to people in the local community in which they are produced and have wider economic benefits through production chains (Kapos et al. 2019; World Bank 2021; UNEP 2014). For example, floodplains can protect infrastructure systems from river flooding and simultaneously provide critical spawning and rearing habitat for fish that ultimately end up in freshwater fisheries (Opperman et al. 2021). Coastal ecosystems, such as coral reefs, seagrass and mangroves, underpin marine

fisheries. The deployment of grazing lands under overhead transmission infrastructure can enhance the transmission of energy and at the same time facilitate the rearing of livestock, which support millions of people, including poor and marginalized groups (Chausson et al. 2020). The use of commodity trees as part of agroforestry systems and shelterbelts can reduce erosion and sedimentation of water-based infrastructure systems while generating additional income for local communities (Browder et al. 2019).

Local investment and spending

The deployment of Nbl can attract businesses to an area and lead to increased investment. For example, in Finland, natural ecosystems have been found to improve the local landscape, increase people's enjoyment of an area, and attract businesses, which in turn can attract customers, employees and further services (Venn and Niemela 2004). Nbl can also lead to increased spending in local businesses. For example, street trees can simultaneously protect roads from the impact of heat and lead to increased spending in local restaurants and cafes, increasing restaurant patronage by 30% on weekdays and 50% on weekends (Treeconomics and Green Blue Urban 2018).

Jobs

As with built infrastructure options, the development of Nbl can lead to the creation of jobs for local communities across the lifecycle of Nbl (World Bank 2021; Kapos et al. 2019). Human resources are required for the planning, design, implementation, maintenance, management and monitoring of Nbl. Policies to promote women's involvement in Nbl-related jobs can help to promote gender equality in the workforce and help ensure that women's service needs are being met through infrastructure development.

Social

The careful design and development of Nbl can result in multiple benefits for societies. These include:

Food production

In many cases, Nbl can support the provision of food resources to local communities. For example, the protection, restoration and improved management



© Shutterstock

of forests can play a key role in the provision of natural food resources such as fruit, mushrooms, and animals (World Bank 2021; IPCC 2019). It is reported that wild harvested meat and freshwater fish provide between 30% and 80% of protein intake for many rural communities (IPCC 2019). Green roofs can support the provision of food, which can offer additional benefits through supporting small agricultural businesses and reducing the distance that food must travel from producers to consumers (World Bank 2021). Through the deployment of Nbl, infrastructure practitioners can help to maintain a diversity of pollinators, which can ensure the pollination of crops, of which 35% of global food production depends upon (Blicharska et al. 2016; Kapos et al. 2021; World Bank 2021). Because of the important role they play in food production in developing economies, it is important that women's inputs and knowledge are accounted for when considering the impacts of Nbl on local food production.

Natural resource provision

Nbl can support the provision of natural resources that are used by local communities. These include natural medicinal resources, vegetables, fish and meat products for domestic consumption. For example, Lukanga Swamp in Zambia protects water supplies to hydropower and also acts as a crucial resource for local communities who use it for fishing, hunting and charcoal production (Opperman et al. 2021).

Aesthetic value

Nbl along infrastructure networks such as railways can provide a natural screen around built infrastructure, which provides aesthetic value (Blackwood et al. 2022; Anderson et al. 2022). Green roofs and walls can protect infrastructure in cities from floods and heat while providing aesthetic benefits to local inhabitants (Choi et al. 2021). This can make areas more attractive to residents (World Bank 2021) and increase public acceptance of infrastructure (Anderson et al. 2022; Browder et al. 2019).

Noise reduction

Nbl, such as the creation of green corridors, can work as buffers that shield people from the noise of large-scale infrastructure (World Bank 2021). A study of roadside vegetation in Sri Lanka found that it can lead to an average reduction of road traffic noise of four decibels, and a 40% reduction in average acoustic energy (Kalansuriya et al. 2009). Living walls in cities can reduce noise pollution between one and ten decibels (Enzi et al. 2017). The extent to which green spaces reduce noise pollution depends on factors including the quantity, quality and distance from the source.

Social cohesion

The engagement of local communities across the lifecycle of Nbl projects, through the planning, design, and maintenance of Nbl, can increase community cohesion (World Bank 2021). Green spaces can also improve social cohesion through providing areas for social gathering. This can increase the ability of residents to interact positively and foster a sense of community (Cohen et al. 2008; Kim and Kaplan 2004).

Crime

Nbl have been associated with lower incidences of crime in several studies. For example, in Baltimore, USA, Troy (2012) found a 1.2% decrease in crime levels for every 1% increase in tree canopy. Equally, in Vermont, a study found that a 10% increase in tree cover equates to approximately 12% reduction in crime. The presence of trees is considered to increase the use of public space, enhance surveillance, and potentially serve as a symbol of neighbourhood social control if they are well-cared for (Donovan and Prestemon 2012). However, the crime reduction benefits of Nbl are likely to vary – for example, the presence of smaller trees on private land may increase crime incidence, as criminals can use them to hide behind and avoid detection.

Women

In many countries, women play a central role in the management and protection of natural resources (Browder et al. 2019). Nbl can improve gender equality through the participation and involvement of women across the lifecycle of Nbl projects, from planning and design to implementation and maintenance. At the same time, the integration of women and their unique knowledge on local ecosystems can increase the effectiveness of Nbl projects.

Indigenous communities

Indigenous people represent 5% of the population but steward approximately 22% of land globally and protect almost 80% of global biodiversity (UN 2018; IISD 2022b). The lives of indigenous communities are deeply intertwined with natural ecosystems - their livelihoods, traditions, culture and identity depend upon nature (Salmon 2000; Garnett et al. 2018; Seddon et al. 2021). Consequently, the loss and degradation of natural ecosystems disproportionately

affects indigenous communities (IISD 2022b).

Through deployment of Nbl, infrastructure practitioners can help to safeguard the natural landscapes that indigenous communities rely upon. Indigenous communities should be fully integrated across the lifecycle of Nbl projects, from planning and design, to management and maintenance, and should maintain ownership over their natural landscapes long-term.

Infrastructure investments can help to realize many of the benefits outlined above. The potential for Nbl to provide so many additional benefits to the environment, economies and societies should be a driving factor in prioritising Nbl over built infrastructure options in decisions on infrastructure and scaling their uptake across countries (Browder et al. 2019).

The risk of overlooking nature in decision-making

The previous subsections highlight the multiple and complex ways that Nbl forms an integral part of the overall infrastructure system. One implication of this is that, when their role in the provision of infrastructure services is overlooked - due to undervaluation of the enhance function, for example - the resulting ecosystem degradation can increase risks to the services upon which our societies and economies depend, especially from natural disasters. This challenge is magnified by ecosystems' sensitivity to the dual threats of climate change and biodiversity loss (Malhi et al. 2020). For example, within the hydropower subsector, high sedimentation resulting from catchment degradation has been shown to lead to lost reservoir water storage capacity totalling 10-15% over three decades along the Tana River in Kenya (Jain et al. 2020), which increases the vulnerability of the Kenyan energy sector to drought.

Through systematic consideration of the ways in which Nbl can provide benefits, practitioners can both improve the provision of infrastructure services and help to ensure that natural ecosystems continue to persist, function, and continue their capacity to provide multiple benefits in the long-term.

Case study:

The “ridge-to-reef” approach to deliver multiple benefits in Port Salut, Haiti (UNEP)

Location:

Port Salut, Haiti

Source:

Network Nature (n.d.)

The Municipality of Port Salut in Haiti is densely concentrated near the shore in the country’s South Department. Many of the 18,000 inhabitants have mixed livelihoods, relying on both fishing and subsistence agriculture, while tourism is also a growing industry. However, the Municipality is vulnerable to coastal hazards, and requires a range of socio-economic services and opportunities to safeguard the mixed livelihoods.

In partnership with the National Government, the Municipality of Port Salut, and local partners, UNEP and the European Commission implemented a pilot demonstration project on ecosystem-based disaster risk reduction in Port Salut. The project used a “ridge-to-reef” approach to demonstrate the effectiveness of NbS in mitigating the risk of coastal hazards, preserving biodiversity and delivering a range of other benefits. This approach targets both environmental degradation in the uplands (“ridge”) and protecting or restoring marine ecosystems (“reef”) for holistic interventions and benefits in communities.

The project resulted in more than 140 hectares of reforestation in areas exposed to coastal hazards and flooding. To support these activities, a tree nursery was established, producing 137,000 seedlings of coastal and riparian species and fruit trees, directly benefiting 200 households. In the upland watersheds, sustainable vetiver farms were established on 6.5 hectares to demonstrate effective soil erosion control on hillsides and reduce sedimentation rates downstream, as well as associated siltation and pollution at the coast. Finally, the project also focused on creating sustainable fisheries, while incorporating participatory action planning, shelter creation, boat improvement, and safety training. The wider socio-economic benefits from the NbS therefore include creation of green jobs, increased sense of community ownership and social inclusion.



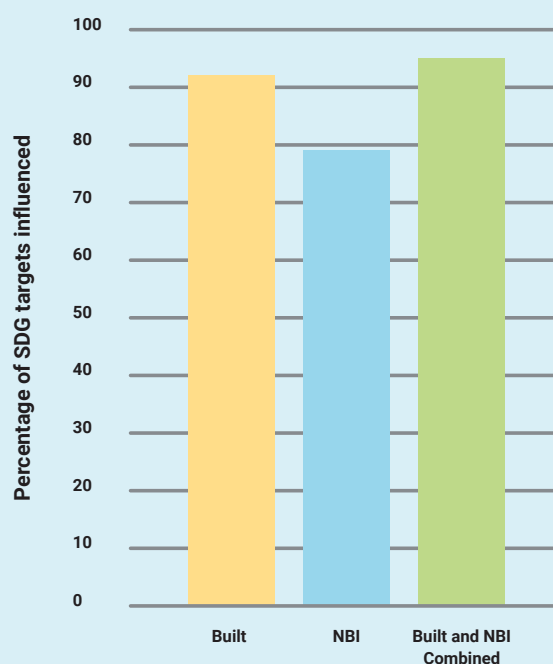
The benefits of Nbl for addressing global challenges

Sustainable Development Goals

Nature is only explicitly mentioned in two SDGs (SDG 14 – ‘life under water’, and SDG 15 – ‘life on land’); however, it is recognized to offer broader potential to influence the SDGs (Blicharska et al. 2016). This report assessed the eight infrastructure sectors that Thacker et al. (2019) found could influence 92% of SDG targets (civic, digital communications, education, energy, health, solid waste, transport, and water), and finds that Nbl can influence up to 79% of SDG targets across all 17 SDG Goals (see *Figure 2*), including four targets that were not considered to be influenced by built infrastructure (see *Table 3*). When Nbl solutions are combined with built infrastructure assets, infrastructure systems can have greater cumulative impact on the SDG targets than either built infrastructure or Nbl can alone, influencing up to 95% of SDG targets. This points to the importance of strategically planning integrated infrastructure systems for achieving the maximum possible progress on the SDGs.

The importance of integrating Nbl with built infrastructure for greater progress on the SDG targets is more prevalent when considered at the level of individual sectors – this report finds that if Nbl is deployed strategically as part of infrastructure systems, infrastructure in a single sector could influence 24%-47% more SDG targets compared to the use of built infrastructure alone in that sector (see *Figure 3*), depending on the sector. This is owing to the ability of Nbl to provide multiple additional social, environmental, and economic benefits in addition to the primarily intended infrastructure service. This shows that practitioners in different infrastructure sectors could contribute to a greater extent towards meeting the national policy objective of the SDGs if they incorporate Nbl into infrastructure plans and designs. It also points to the importance of assessing the additional benefits that Nbl can provide so that they can be included in cost-benefit analyses of different infrastructure solutions - something that is not consistently done today. By undervaluing these additional benefits, such as for carbon sequestration and the reversal of ecosystem degradation, decision-makers risk missing targets under the SDGs, Paris Agreement and the CBD.

Figure 2. The influence of built infrastructure versus Nbl on the SDG targets



A study by Fuldauer et al. (2022) found that climate adaptation of infrastructure systems is necessary to safeguard progress on all SDG targets. This report finds that decision-makers could incorporate Nbl into the adaptation of infrastructure systems to safeguard progress on all SDG targets while at the same time helping to reverse the loss of nature and biodiversity. As such, strategies developed in pursuit of sustainable development should look to integrate Nbl to both advance and safeguard progress across environmental, social, and economic targets under the 2030 Agenda for Sustainable Development.

Climate adaptation

Increased flexibility and adaptability

Beyond contributing to the adaptation of infrastructure systems, Nbl can lead to broader benefits for adaptation and resilience. Some Nbl are more flexible and adaptable to climate change than conventional built infrastructure solutions, and therefore more resilient to climate impacts (Chazdon et al. 2007; Seddon et al. 2020; Moos et al. 2018). For example, some coastal

ecosystems can adjust to sea level rise through processes including sediment accretion and landward shift (World Bank 2016; Zhai 2019). Mangroves have been found to be able to keep pace with moderately high rates of sea level rise through vertical accretion (Krauss et al. 2013; Menendez et al. 2020), and vegetated dunes can accumulate sediment, allowing them to grow and be more adaptable to endure coastal erosion (Feagin et al. 2015; Word Bank 2021). In contrast, built coastal defence infrastructure assets, such as sea walls, need continual heightening and widening to keep up with sea level rise (Tiggeloven et al. 2022).

Increased system-wide resilience

The deployment of Nbl within each infrastructure sector can support the resilience of other infrastructure sectors. For example, the use of constructed treatment wetlands for water treatment and reuse in the energy sector (e.g. for cooling in thermal power plants) can increase the resilience of the water sector by reducing pressure on other water supplies. Similarly, the use of green walls and green roofs in the building sector can provide thermal insulation and reduce requirements for heating or air conditioning, leading to reduced pressure on local energy networks.

Equally, by strategic deployment of Nbl to protect key infrastructure assets, practitioners can safeguard accessibility of, and delivery of services by, infrastructure assets in other sectors. For example, by deploying Nbl to protect transportation infrastructure networks from floods, practitioners can safeguard access to infrastructure assets such as hospitals and the delivery of healthcare services, and protect supply chains for essential goods.

Decision-makers can therefore magnify the benefits for adaptation and resilience from local to national scales, and potentially across country borders, by developing integrated Nbl strategies across multiple infrastructure sectors.

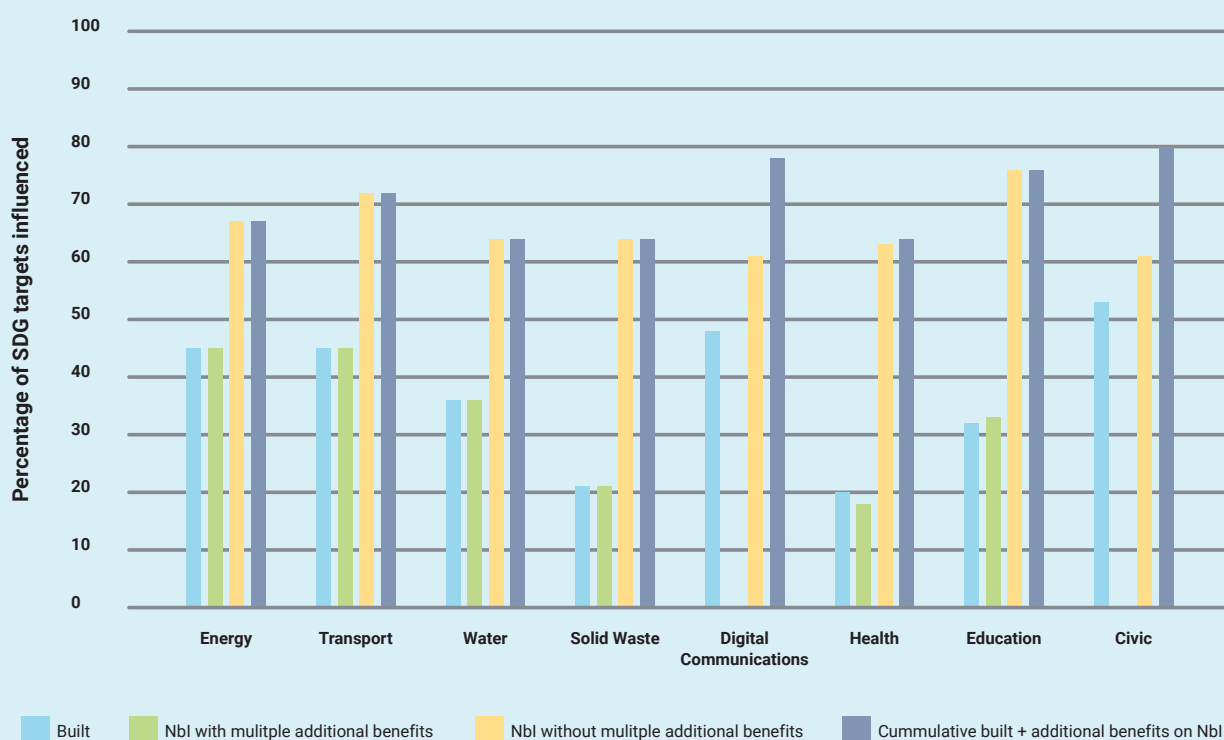
Resilient workforces

Climate change is recognized by the World Health Organization (WHO 2021) as the biggest global health threat. The deployment of Nbl across sectors can lead to increased physical and mental resilience of workforces, which are critical to the provision of infrastructure services. Nbl can improve air quality, reduce heat, and help to regulate the local environment in which they work. It is expected that companies will face increasing legal and regulatory requirements

Table 3. Targets that can be influenced only by Nbl and not by built infrastructure across the eight infrastructure sectors considered by Thacker et al. (2019). Based on evidence from Blicharska et al. (2016); Fuldauer et al. (2022) and Thacker et al. (2019).

Target	Description	Justification
15.9	By 2020, integrate ecosystem and biodiversity values into national and local planning, development processes, poverty reduction strategies and accounts.	Influenced via services including environmental education and value for scientific research.
15a	Mobilize and significantly increase financial resources from all sources to conserve and sustainably use biodiversity and ecosystems.	Environmental education: better understanding of ecosystems helps makes the case for increasing financial resources to conserve them.
15b	Mobilize significant resources from all sources and at all levels to finance sustainable forest management and provide adequate incentives to developing countries to advance such management, including for conservation and reforestation.	
17.3	Mobilize additional financial resources for developing countries from multiple sources.	

Figure 3: Percentage of SDG targets influenced by infrastructure with and without built infrastructure with and without the multiple additional benefits of nature



to support occupational health in response to climate change. The California Division of Occupational Safety and Health (OSHA, n.d.) has established the California Illness Prevention Standard (n.d.), which legally requires employers in infrastructure sectors such as energy and construction to provide access to shade in order to reduce the impact of extreme heat on employees. Nbi can also help to relieve mental stress and anxieties associated with climate change (Mind 2021). By recognizing the potential for Nbi to provide these benefits, infrastructure decision-makers can help to ensure that their employees are resilient in the face of climate change, and able to perform their jobs.

Multiple additional adaptation benefits

Nbi can result in wider adaptation benefits by reducing the degree to which individuals, communities and societies are affected by climate impacts (Seddon et al. 2021). These include:

- **Economic resilience:** income diversification is considered a major adaptation strategy and form of risk management (IPCC 2019). Nbi can diversify income streams through the provision of natural resources and job opportunities (Kapos et al. 2021). This can result in economic benefits to local communities, which can help to smooth out fluctuations in income streams that underpin livelihoods, and lead to improved financial security and increased options for coping with climate change impacts when crops or other sources of income fail (IPCC 2019). Nbi can also create economic benefits through increased cost savings, cost-effectiveness, and avoided economic damage to infrastructure networks from climate change. Specific efforts to ensure women and those from other marginalized and vulnerable groups benefit are crucial.
- **Societal resilience:** Nbi can provide food and other natural resources that can act as a safety net for communities in the face of increased climate variability (Blicharska et al. 2016), and during times of food insecurity (IPCC 2019).

By supporting the provision of basic services, such as energy, water, education, and health and well-being, and generating multiple additional benefits, Nbl can provide additional positive outcomes that can improve societal resilience. The benefits of Nbl to societal resilience are particularly important in the global south where dependency on local natural resources for food and income is high (ibid.), and for women and vulnerable segments of the population.

- **Environmental resilience:** the resilience of ecosystems is key to the success of Nbl and to ensuring the persistence of natural ecosystems as global temperatures rise and the frequency and severity of climate impacts increase. Infrastructure practitioners can increase the resilience of ecosystems by improving ecosystem health, such as through increasing habitat connectivity and species diversity (Key et al. 2022). Through the restoration of native, diverse ecosystems, Nbl can support pollination services, protect ecological networks and increase the resilience of biodiversity.
- **Resilience of indigenous communities:** the loss and degradation of natural ecosystems, including through climate change, impacts the well-being, culture, and livelihoods of indigenous people, whose lives are deeply intertwined with nature. By safeguarding natural ecosystems and embedding the needs and values of indigenous communities into Nbl designs, practitioners can help to increase the resilience of indigenous people to climate change. The New Zealand Government is progressive in their attempts to include indigenous values and needs in their first National Climate Change Risk Assessment (NCCRA) – it does this by combining the indigenous Māori and their world view, 'Te ao Māori', which acknowledges their 'interconnectedness and interrelationship of all living and non-living things, their vital connection with and reliance on the natural world', with scientific, technical and expert analysis (New Zealand, Ministry for Environment 2020). The NCCRA specifically highlights the 'risks to Māori social, cultural,

spiritual, and economic well-being from the loss of species and biodiversity due to greater climate variability and ongoing sea level rise' (ibid). It identifies specific risks, opportunities and gaps that have particular relevance to Māori rights, values, practices and communities, and embeds Māori knowledge in the development of appropriate adaptation responses (ibid.).

Climate mitigation

It is widely understood that many ecosystems can capture and store carbon, and therefore contribute to limiting global temperature increase as defined in the Paris Agreement (IPCC 2019; UN 2015). The IPCC Climate Change and Land Report found that all scenarios consistent with the 1.5°C temperature target rely on land use mitigation strategies in addition to decarbonization (IPCC 2019). The 27th Conference of the Parties (COP) to the Paris Agreement included the term 'nature-based solutions' within the COP cover decision text, reflecting their importance for mitigation outcomes, as well as adaptation. The deployment of Nbl can therefore contribute to the mitigation component of the Paris Agreement via the protection and restoration of natural carbon sinks, the better management of natural landscapes and the creation of new natural sinks through Nbl such as urban parks, green roofs, and green walls.

A study by Roe et al. (2021) found that the majority of the potential cost-effective (available up to US \$100/tCO₂eq) land-based mitigation (which totals 8-13.8 GtCO₂eq per year between 2020 and 2050) is located in developing countries and least developed countries. This correlates with the countries where infrastructure investment needs are greatest (UNEP 2022a). It is therefore critical that decision-makers in these regions prioritize the use of Nbl, which can contribute to meeting local development needs whilst at the same time maximizing the protection of these valuable carbon sinks.

It is important to note that commitments and actions on Nbl cannot replace the urgent need for decarbonization of all infrastructure sectors (Seddon et al. 2020). However, this report finds that Nbl has a potentially larger role to play in national mitigation strategies than just carbon sequestration and avoided land use change:

- Through the substitution of built infrastructure assets, Nbl options can remove or reduce GHG emissions embedded within the built infrastructure lifecycle, including materials, transportation, construction, operation, maintenance, and decommissioning. For example, the protection and restoration of mangroves, coral reefs, seagrass and beaches can remove the need for built assets such as sea walls and their embedded emissions.
- By complementing built infrastructure assets, Nbl can help to reduce emissions embedded within the maintenance of built infrastructure, including through reduced requirements for dredging, mowing, and embedded within inputs such as flocculants. For example, wetlands are less energy intensive than traditional water treatment options, and therefore lower emissions associated with energy use (WWAP 2018).
- By protecting built infrastructure assets, Nbl can extend the lifespans of built infrastructure components, and reduce the frequency at which they are maintained and repaired, leading to reductions in associated emissions. For example, green roofs implemented across Chicago O'Hare airport have been found to double the lifespan of the roof, and therefore reduce the frequency at which they are repaired and replaced (AT 2016).
- **Embedded biodiversity values in spatial infrastructure planning:** by embedding consideration of Nbl into infrastructure planning, design and implementation across all sectors as part of standard practice, practitioners can support achievement of targets including 1, 11, 12 and 14 of the GBF. The strategic planning and deployment of Nbl, including in urban areas such as cities, can help to address land use change, provide benefits to societies, increase ecological connectivity and advance progress on national strategies including poverty eradication.
- **Reversed loss of nature:** through deployment of Nbl alongside built infrastructure, and prioritization of Nbl where possible, decision-makers can make a significant contribution to ensuring that development and adaptation of infrastructure systems does not add to the loss of natural ecosystems, and instead contributes to their protection, restoration, and improved management. This can bring about benefits that directly advance several of the targets of the GBF, including targets 2, 3, 9 and 10.
- **Reduced pollution of nature from infrastructure:** by scaling the uptake of Nbl within infrastructure, practitioners can reduce pollution from infrastructure on natural ecosystems and biodiversity, and contribute to target 7 of the GBF. This includes through implementation of improved agricultural management practices that can stabilize soils and prevent contamination of water supplies with nutrients from agricultural runoff, the assimilation of pollutants through watershed restoration, and the creation of phytocaps in the closure of landfill to reduce contamination of the environment with leachates.

Biodiversity

The 15th Conference of the Parties to the UN Convention on Biological Diversity resulted in a new global framework to halt and reverse global loss of nature, termed the Kunming-Montreal Global Biodiversity Framework (GBF COP15). This includes four long-term goals to be achieved by 2050, and 23 targets for urgent action to be achieved by 2030 (Convention on Biological Diversity [CBD] 2022).

This report finds that Nbl can play a critical role in achieving the GBF, and can contribute to meeting three of the four long-term goals and 70% (16) of the targets. *Table 4* shows the influence of Nbl on the goals and targets of the GBF, respectively.

Key areas where Nbl can contribute to the achievement of the GBF of the Convention of Biological Diversity are discussed below:

- **Increased biodiversity health and resilience:** the use of Nbl can increase the health and resilience of natural ecosystems and biodiversity and contribute to targets 4, 6 and 8 of the GBF. For example, as outlined above, through use of native species and improved management actions, such as weeding and invasive species removal, practitioners can help to increase genetic diversity and minimize the impact of alien species on natural ecosystems, and improve the resilience of natural ecosystems to climate change.

Case study:

Landslide remediation based on tree-planting in Sugarloaf Mountain, Sierra Leone (UNOPS)

Location:

Sierra Leone

Source:

UNOPS (n.d.) and
Sierra Leone, Ministry
of Finance (2018)

In August 2017, Sugarloaf Mountain, located on the outskirts of Sierra Leone's capital of Freetown, collapsed after days of torrential rain. This resulted in a tidal wave of mud, floodwater, boulders and trees, which buried and destroyed homes and businesses in the Freetown neighbourhood of Regent. More than 1,100 people were reported killed or missing. The landslide also destroyed schools, bridges, healthcare facilities and other essential infrastructure, causing an enormous amount of economic loss across sectors. A World Bank report estimated that the total economic value of the disaster amounted to approximately US \$31.65 million in US dollars.

In response, UNOPS undertook landslide remediation work (stabilizing unstable ground) with funding from the World Bank and the government of Sierra Leone to make the area safer as survivors return. Engineers and geologists used drones and 3D imagery to better understand the nature of the landslide area from a safe distance, collecting information needed to determine how to stabilize the area. Following this exercise, five watercourses were rebuilt and 10,000 trees were replanted as a solution to help stabilize the soil and provide a source of food and income. Further complementary activities included debris management, human remains removal, contractor management, and stakeholder coordination and engagement.

Additional trees will be revegetated in order to promote the sustainability of the slope, which is important for future development of different forms of infrastructure and socio-economic activity. Those trees will be managed by local communities to provide food and medicine, including fruits, nuts, seeds, kernels and leaves. It will also allow the local communities to promote the growth of species listed on the IUCN's Red List of Threatened Species. The local community provided much of the labour for the project and received training in forestry and tree husbandry. The combination of project activities demonstrates the potential of Nbl for (re)building resilience across systems.



© Unops

Table 4. The influence of Nbl on the GBF goals

Target	Nbl Influence
A	×
B	×
C	
D	×
1	×
2	×
3	×
4	×
5	×
6	×
7	×
9	×
9	×
10	×
11	×
12	×
13	
14	×
15	
16	×
17	
18	
19	×
20	
21	
22	×
23	

- Increased awareness and education on the value of nature:** by embedding Nbl into development, adaptation and mitigation strategies across infrastructure sectors, infrastructure practitioners can support progress on target 16 of the GBF. Previous sections of the report highlighted the benefits of scaling uptake of Nbl within the education sector in terms of increased emotional connections to nature and pro-environmental behaviours (Kuo et al. 2019). Deployment of Nbl across the lifecycle of infrastructure projects can also serve to raise awareness of the importance of nature and sustainable development choices amongst infrastructure practitioners and potentially support the formation of similar emotional connections to nature within sector workforces.
- Benefits to indigenous people, women and children:** multiple targets include references to indigenous communities. Good practice on Nbl should embed indigenous and local communities, including women (who often have responsibility for natural resource management), across the lifecycle of projects, from planning and design to implementation, monitoring and management. Consequently, deployment of Nbl should advance progress on multiple targets of the GBF, including targets 1, 3, 5, 19 and 22. Further information on the benefits of Nbl to indigenous communities and women are discussed in the sections above.
- Increased financial flows to nature:** investment in Nbl can contribute to target 19 of the GBF by helping to increase financial flows from infrastructure into the protection and restoration of natural ecosystems. The section below on ‘closing the infrastructure and nature financing gaps’ provides further information on the benefits that Nbl can provide in terms of leveraging finance for nature from multiple sources.



© Adobestock

Synergized progress on multiple global policy agendas

Nbl is the only type of infrastructure that can contribute to mutual, synergistic progress on the SDGs, Paris agreement, and GBF. As countries set commitments and implement actions towards the achievement of national policy agendas, through Nationally Determined Contributions (NDCs), National Adaptation Plans (NAPs), National Development Plans (NDPs) and National

Infrastructure Plans (NIPs), there is a both a major need to and a huge opportunity to strengthen the contribution of Nbl. This can enable countries to increase benefits from the same investment and ensure that actions towards one policy agenda do not undermine actions towards another.

The cost-effectiveness of Nbl

A growing body of evidence is showing that Nbl can be both lower cost and more cost-effective solutions compared to built infrastructure options. Illustrative examples are outlined below, considered through the lens of the five functions.



Deliver Function

Through the substitution of built infrastructure assets, Nbl can remove the need for investment in built infrastructure options. For example, New York City's Working Forests Pollution Prevention programme, which implemented forest protection and improved agricultural management to reduce pollution within the freshwater supply, removed the need to build a water treatment plant that would have cost US \$8-10 billion. Equally, in Portland, Maine, the services provided by healthy forests removed the need for investment in a new water treatment plant – this saved US \$97-155 million over two decades (Hallegatte et al. 2019). Studies report that the peak flow regulation and soil stabilization services provided by forests save water treatment companies across the world's largest cities as much as US \$890 million per year (McDonald 2014; Kapos 2019). Within the health sector, the preventative health services provided by natural ecosystems can lead to reduced expenditure needs. For example, it has been estimated that in England, UK, the National Health Service (NHS) could save £2 billion annually in healthcare treatment costs if all people had access to good quality green space (Government of the United Kingdom Environment Agency 2020).

Correspondingly, the loss of nature's services can increase infrastructure costs. It is estimated that the degradation of watersheds costs cities globally US \$5.4 billion per year in water treatment costs and impacts the drinking water of more than 700 million people (Tremolet and Karres 2020; Browder 2019; UNEP 2014). Globally, annual costs to replace lost reservoir storage capacity due to sedimentation, in the form of constructing new or raising existing dams, are estimated at US \$10-20 billion (Tremolet and Karres 2020; Browder 2019; UNEP 2014).



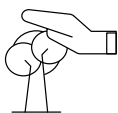
Enhance Function

The design of integrated infrastructure systems that use Nbl to enhance the functioning of infrastructure assets can generate multiple cost savings across the sectors in which they are implemented. For example, the Life Elia project demonstrated how Nbl, such as the restoration of peatlands and other low-lying habitats under power lines, can lead to reduced infrastructure maintenance costs. This project was shown to break even in three-12 years and become as much as 1.4-3.9 times cheaper, depending on the Nbl, than traditional maintenance methods after three decades (European Commission 2019; Life Elia 2021; Life Elia n.d.). Within the finance sector, forest-based Nbl have been shown to reduce residential insurance premiums by 41% in areas at risk of wildfire in Sierra Nevada (CISL 2022). Also within the finance sector, the cost of the protection of coral reefs along Mexico's coasts through catastrophe insurance is between US \$50,000-150,000, lower than built infrastructure alternatives, such as seawalls, which total one million US per half mile (CISL 2022).

Nbl can reduce sedimentation of water and the need for maintenance in the form of dredging (UNEP 2014; WWAP 2018). The Nature Conservancy estimates that a 10% reduction in sediment can reduce operation and maintenance costs of

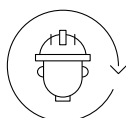
water companies by 2.6%. Vogl et al. (2016) report that annual operation and maintenance costs in India are estimated at 5% of capital costs for hydroelectric facilities with high sediment inflows, compared to 1-4% under normal conditions. Similarly, a 4% reduction in energy efficiency of energy generation is reported during monsoon flows with high sediments at the 12MW Jhimruk hydropower plant in Nepal. Equally, forest-based Nbl have reduced river siltation in Costa Rica and resulted in lower dredging requirements (Ozment et al. 2021).

There is evidence to suggest that the protective services of Nbl can be lower cost than built infrastructure alternatives (Kapos et al. 2019) and lead to multiple cost savings. For example, it is reported that living snow fences are up to 90% cheaper to install and maintain than slatted snow fences (Arbor Day Foundation, n.d.). Narayen et al. (2016) estimate that the restoration of coastal ecosystems can be two to five times cheaper than built infrastructure across 52 coastal defence projects in the US, while mangrove projects in Vietnam can be three to five times cheaper than built breakwater infrastructure. Ferrario (2014) found that the construction of structural coral reefs can reduce wave heights by a comparable amount to that of built breakwaters (51-74% wave height reduction for coral reefs and 30-70% for breakwaters), but their construction cost is less than 10% of breakwater cost (median project cost of US \$1,290/m and US \$19,791/m, respectively). In this case, Nbl can increase in cost-effectiveness in locations that have higher water depths, as breakwater construction increases in cost in deeper water.



Protect Function

The potential for Nbl to protect infrastructure, societies and economies from climate impacts can lead to further economic benefits through avoided damages. For example, mangroves and reefs in the Philippines have been shown to prevent more than US \$1 billion in annual disaster losses (Hallegatte et al. 2019). Chicago O'Hare airport has created more than 338,000ft² of green roofs across 12 airport buildings - these are able to retain up to 90% precipitation (2 million gallons of stormwater annually), which help to double roof lifespans and save the airport US \$1.5 million in re-roofing costs (AT 2016). Mangroves cost around US \$1 million per year, but are estimated to save US \$7 million in annual dyke maintenance (UNEP 2014).



Workforce Function

The services that Nbl can provide to workforces can contribute economic benefits to infrastructure sectors. For example, Elzeyadi (2011) found that employees who had a view of trees and natural landscapes took an average of 16% less sick leave per year, compared to those with no view of nature, leading to cost savings of more than US \$2,000 per employee. Equally, Nbl can lead to increased productivity of workforces (Sturm and Cohen 2014), which in some cases may lead to economic benefits for the sector.

The potential for Nbl to provide various additional benefits, such as for the environment, livelihoods, gender equity, property values and tourism appeal, can lead to wider economic benefits and economic resilience (Kapos 2019). For example, coral reefs are estimated to provide US \$36 billion per year in economic value through services to tourism (Spalding et al. 2017). A study in the Dutch city of Utrecht found that property prices in areas of nature-based interventions can be up to 20% higher than areas without (Bockarjova et al. 2020).



Multiple Additional Benefits Function

Nbl can also impact countries' creditworthiness, default probability and the cost of capital (CISL 2022). The University of Cambridge found that across 26 countries, the loss of ecosystem services could increase annual interest payment on debt by up to US \$53 billion per year, which can leave many developing nations at risk of bankruptcy (CISL 2022). Prioritization of Nbl over built infrastructure options will be critical to supporting the economic resilience of these countries, and their financial ability to achieve progress on their national targets.

The adaptability of Nbl and capacity to provide services can increase over time, unlike built infrastructure assets. The wider benefits of Nbl, which built infrastructure assets are unable to provide, can lead to higher benefit-to-cost ratios compared to built infrastructure options. However, these additional benefits are not always fully reflected in the cost-benefit assessments of infrastructure. It is essential that the full value of the multiple wider benefits of Nbl - including economic value - are captured and factored into decision-making, to help make the case for investment.

Closing the infrastructure and nature financing gaps

There is an annual investment gap of US \$15 trillion⁴ that will be needed by 2040 in order to meet the US \$94 trillion⁵ of infrastructure investment required to meet development needs. At the same time, there is an annual average shortfall of approximately US \$330 billion per year in funding for nature by 2030⁶ (UNEP 2022b). Nbl has untapped, transformative potential to help fill part of the infrastructure and nature financing gaps. Through the provision of multiple services at the same time, Nbl can help to optimize the use of funding and support mutual progress towards meeting needs for development, climate change, and biodiversity in a balanced way.

- **US \$0.6 trillion per year:** infrastructure investment gap
- **US \$330 billion per year:** nature investment gap

Nbl offer opportunities to help fill global investment gaps for infrastructure and nature.

There is an additional investment gap of US \$3.5 trillion, over and above the US \$94 trillion, required to meet the SDGs for electricity, water, and sanitation (Global Infrastructure Hub 2017). At the same time, the water sector accounts for the highest proportion of climate adaptation costs, totalling 54% (Thacker et al. 2019). Current direct investments into nature make up less than 1% of total water sector investments globally (WWAP 2018). Given the applicability of Nbl to the water sector, the potential for scaling Nbl within the sector is significant and should be reflected in investment decisions.

The largest infrastructure investment gaps have been identified to be in low- and middle-income countries (UNEP 2022a). Investment in

Nbl can help to alleviate the financial burden of infrastructure investment on developing countries, while at the same time helping to restore and protect natural ecosystems and the indigenous communities who rely upon them.

For adaptation, it is reported that international public finance for nature-based adaptation accounted for 9-21% of total climate adaptation finance flows in 2018⁷ (Swann et al. 2021; UNEP 2021). This report has shown that Nbl can contribute to the protection of all infrastructure sectors from climate hazards and provide wider positive outcomes for resilience and adaptation. Decision-makers should therefore routinely consider Nbl within adaptation investments decisions, as part of standard practice, and scale investments in Nbl where appropriate.

The ability of Nbl to generate multiple benefits simultaneously, including for infrastructure, adaptation, mitigation, and biodiversity, can increase the financial efficiency of investments and enable practitioners to draw upon finance from multiple different sources (WWAP 2018). For example, it is estimated that US \$1 trillion of investment in nature is required to meet the 1.5°C temperature target of the Paris Agreement between 2022-2050 (UNEP 2022b) – by using funding for infrastructure to invest in Nbl, infrastructure practitioners can meet infrastructure service needs and at the same time contribute to meeting investment needs for nature-based mitigation.

All of the potential benefits of Nbl should be factored into assessments of different infrastructure options. In many situations, the potential for Nbl to provide multiple benefits, in addition to meeting infrastructure service needs, will swing investment decisions in their favour (WWAP 2018).

4. Current investment trends are forecast to culminate in US \$79 trillion of investment over the period 2016-2040, leaving a US \$15 trillion investment gap to meet the US \$94 trillion.

5. Global infrastructure spending has remained broadly constant at around 3% of GDP over the last decade. To meet the investment needs, this would need to increase to 3.5%.

6. Finance flows to NbS are currently US \$154 billion per year. This is less than half of the US \$384 billion per year in NbS needed by 2025, and only a third of that needed by 2030 (US \$484 billion per year) (UNEP 2022b).

7. Funding was driven by a few major bilateral donors, including Germany, the UK, Japan, and Sweden. The European Union, Asian Development Bank, Green Climate Fund, and International Fund for Agricultural Development were among the largest multilateral donors (Swann et al. 2021).

Barriers

The deployment of Nbl has the potential to provide many benefits in principle. However, Nbl solutions are complex, and there are multiple uncertainties, challenges and constraints that mean that the deployment of Nbl is not yet being planned, financed, and implemented consistently as part of mainstream practice on sustainable infrastructure. This section outlines the key challenges to scaling Nbl.

Limits to performance

It is clear that Nbl has many benefits to offer for meeting global challenges. However, there can be limits to their capacity for service provision. For example, there is evidence to suggest that the protective services of Nbl are most effective for mitigating hazards of low intensity, and less so for climate hazards of higher magnitude (Kapos et al. 2019). Forests are considered most effective at mitigating small floods and can contribute up to 10-20% reduction in flooding for floods up to one-in-100-year magnitude (Buechel et al. 2022; Dadson et al. 2017), and potentially up to 30% in some cases (Moos et al. 2018). Coastal Nbl are considered most effective to protect coastlines against waves up to 0.5m high (Narayan et al. 2016). Wetlands can store water and contribute to flood reduction until they reach saturation points (Acreman and Holden 2013). Similarly, although many ecosystems provide valuable carbon sinks, some may reach saturation points, above which they can no longer sequester carbon (e.g. Hubau et al. 2020). The performance limits of Nbl are not fully understood, but may affect their suitability for meeting local needs, and so must be considered in the decision-making process. Further research will be needed to understand potential limits to performance in different contexts.

The extent to which Nbl can function and provide services in different contexts is uncertain, and therefore their applicability from one context to another is unclear. The capacity of Nbl to provide services is impacted by multiple different factors, including ecosystem type, species type, condition and intactness, the landscape before deployment, management, the adaptive nature of Nbl, and both local and wider-scale environmental and social dynamics (Browder et al. 2019). Given that these factors will change over time and location, it is likely that their functional performance will similarly vary contextually, and a given Nbl will not be applicable in all circumstances. For example, studies have shown that floodplain wetlands are more likely to contribute to flood reduction than upland or headwater wetlands (Acreman and Holden 2013; Bullock and Acreman 2003). Equally, wetlands in areas of lower rainfall may be more effective at flood mitigation than those in areas of high rainfall, which are already saturated and no longer have capacity to store water (Dadson et al. 2017). Cloud forests can support drought mitigation through their ability to capture fog, whereas in other cases forests can lead to lower water availability (Browder et al. 2019). Some ecosystems are considered carbon sinks, while others can become carbon sources (World Bank 2021). The benefits of forests for sediment reduction to hydropower is not always uniformly distributed across catchments (Vogl et al. 2016). The performance of phytocaps in the solid waste sector is dependent on local climate, water storage capacity, and the influence of vegetation on the hydrological cycle, particularly in wet periods (Lamb et al. 2014). These variations in performance create additional layers of complexity for infrastructure decision-makers but must be considered in the planning and design of Nbl.

Time delays to benefit provision

Nbl solutions have different timeframes over which they develop, function, and have capacity for service provision (World Bank 2017; Cohen-Schacham 2019). Many Nbl options take longer timescales to achieve their full potential for providing services to infrastructure compared to built infrastructure assets. For example, coral reefs can take up to five years to grow and reproduce, and longer to provide

the benefit of shoreline stabilization (Browder et al. 2019) and living snow fences can take five to seven years or more to develop (United States Department of Agriculture [USDA] 2011). It can take even longer in the case of badly degraded ecosystems (Kapos et al. 2019) - degraded tropical forests can take more than 40 years to recover their capacity to function and provide services (Browder 2019; Seddon 2021; Seddon 2020). For other ecosystems, their functionality and capacity to provide services may vary seasonally, whereby their provision of services is higher in growing seasons and lower during winter and dry seasons when plants are dormant (Browder et al. 2019). For Nbl that require legislation, such as the assignment of national park status, this has been known to take up to a decade to achieve in some cases. Some Nbl can only be implemented at certain times of year – for example, to survive planting, trees often need to be planted at the beginning of the rainy season (World Bank 2021). The time delays to Nbl development and benefit provision mean that the benefit-cost ratios that inform decision-making can change over time (Kapos et al. 2021). This can be a challenge to making decisions on infrastructure investments, as delays to achieving benefits can impact their suitability to address the infrastructure service need (World Bank 2017; Cohen-Schacham 2019). However, not all infrastructure projects will need Nbl to reach 100% of their potential for service provision immediately in order to meet the need (Browder et al. 2019). Many Nbl options may also provide the required service in short time frames, such as improved ecosystem management regimes, or can be combined with built infrastructure options while they develop.

Resilience of Nbl

The ability of Nbl to persist, function and provide services is likely to be impacted by local socio-political and environmental conditions, including climate change, however the risks to Nbl are not well understood. Climate change impacts may result in the degradation of ecosystems or shifting of their location (Kapos et al. 2019). In some cases, climate change may cause the loss of existing ecosystems, and so some options that are available today may not be present to provide services to infrastructure in the future. Other risks include invasive species, pests, disease, and development,

including agricultural encroachment and intensification, as well as infrastructure development. For example, it is estimated that 90% of global deforestation is due to agricultural expansion (UN 2022), which can pose risks to forest-based Nbl. Equally, some Nbl do not have 100% survival rates following their implementation – saltmarshes have a survival rate of 64.8%, coral reefs of 64.5% and seagrass 38% (Browder et al. 2019), based on small-scale restoration efforts (<1ha). While mangroves can contribute to wind speed reduction, extreme wind speeds associated with cyclones can lead to their destruction. It is necessary to understand the full range of potential risks in decisions on Nbl, to select the most appropriate option for the given context, and to ensure their management and maintenance long-term to maximize the chance of success.

Data and information availability

Decision-making on Nbl should be informed by data on different Nbl options including costs, benefits, and potential effectiveness at service provision. However, data and information gaps impede the full integration of Nbl into designs and can deter potential investors, leading to additional barriers to securing the funding necessary for Nbl (Thorn et al. 2021). Key gaps include:

- **Information on the applicability of different Nbl options to each infrastructure sector:** the majority of guidance on Nbl exists for the water sector. There is limited guidance available for other sectors, such as energy, transport, or education, to support decision-makers to understand and identify the Nbl that are likely to be most applicable to provide services relevant to their sector.
- **Implementation cost breakdown:** the full breakdown of implementation costs into constituent costs is typically not well documented. These should include the cost of labour, materials (e.g., seedlings, fencing), site preparation (e.g. draining, cleaning, weeding, invasive species removal), legal fees, land purchase and use (e.g. payments to landowners, permits), transportation, and machinery. Land purchases costs are likely to vary significantly, and may be higher in urban areas, which can impact the total implementation costs of different Nbl options in different locations (UNEP 2014; World Bank 2021).



© Freepik

- **Maintenance costs:** the evidence base on maintenance costs is severely lacking and potentially overlooked in infrastructure decisions. The lack of data means that it is unclear as to whether these costs are comparable or lower than built infrastructure options in the long-term – in one study of constructed wetlands, construction and maintenance costs were found to be similar, if not slightly higher for water treatment (Liquete et al. 2016). In Nigeria, a sand nourishment project for coastal flood and erosion protection required sand replenishment every two to three years, which was too costly to maintain and therefore failed due to lack of maintenance (Browder et al. 2019). More data on maintenance is necessary to enable informed decision-making on Nbl and to ensure that the financial resources for maintenance are budgeted for to maximize the potential for long-term success of Nbl. This should include costs for activities such as weeding, the clearing of litter, maintenance of protective fencing, pruning or thinning, invasive species removal, tree or forest litter management, regular watering, beach nourishment, and any other additional costs such as labour, transport, and materials (World Bank 2021). Documentation of the frequency at which maintenance is carried out will be necessary to understand and compare the full costs over the lifecycle of different Nbl solutions.
- **Outcomes:** data on the long-term effectiveness of Nbl is lacking and poses a key barrier to informing robust infrastructure decisions. The organisations with responsibility for the monitoring and tracking of benefits, including effectiveness at service provision, rarely report the full spectrum of outcomes that result from an Nbl solution. This is typically for a range of reasons, including lack of technical capacity, human capacity, funding for monitoring, and reporting requirements from funders. The benefits of Nbl are typically reported in terms of number of hectares under improved management/restored, or number of trees planted, while the outcomes of Nbl in terms of improved service delivery (e.g., reduction in soil erosion per unit area, water storage capacity per unit area, change in flood depth) are not routinely monitored. Where outcomes are monitored, it is seldom beyond five years, and usually in accordance with the timescale of funding provided for initial implementation of a solution.
- **Multiple additional benefits:** the potential for Nbl to provide wider benefits for the environment, the economy and for societies should be a key driver of the uptake of Nbl. However, these benefits are not consistently documented, and therefore unable to be compared consistently against other built and Nbl options in decisions on infrastructure.
- **Gender-disaggregated data:** Men and women have different service needs, and to ensure that Nbl is meeting the needs of women as well as men, gender disaggregated data should be collected and used where possible.

Management and maintenance

Whether or not Nbl solutions are managed and maintained effectively can impact the effectiveness of the solution. Management and maintenance requirements over the lifecycle of some Nbl can be quite large (World Bank 2021; Browder et al. 2019; Enzi et al. 2017). For example, for up to five years after establishment, tree seedlings may require regular watering, pruning, and to be protected from weeds competing for light, moisture, and nutrients (World Bank 2021). Young trees (<15 years) may need protection from both wild and domestic grazing animals, pests and poachers (Browder et al. 2019). Similarly, mangrove seedlings require protection from waves and strong currents, which may be done through the use of temporary protection such as permeable dams (World Bank 2021), and constructed wetlands need to be monitored at least four times per year, and may require the removal of invasive species, litter and sediment during the first three years.

Good long-term management and maintenance of Nbl will be essential to ensuring long-term success, but can be challenging under social, economic, and political contexts that change over time (for example, in accordance with electoral cycles), where land rights are unclear, and where funding is limited (Seddon et al. 2020; Thorn et al. 2021). Long-term funding for management and maintenance of Nbl is often lacking or extends for durations that are much too short (<five years), limiting the chance of success.

Human, technical, and institutional capacity

Availability of human, technical and institutional capacity can be an obstacle to scaling Nbl. For example, technical skills are required to assess the most appropriate Nbl solution for meeting local needs, and to monitor their outcomes over the lifecycle. Human and technical resources are necessary to manage an Nbl solution and to monitor it over the lifecycle. Institutional capacity is necessary to enforce regulations on Nbl and ensure that Nbl is embedded within decision-making processes. Building sufficient capacity can be a challenge in some countries, and particularly small island developing states, where it can be difficult to build a critical mass (Jain et al. 2020).

Trade-offs

There are many potential trade-offs of Nbl that need to be considered within the decision-making process to reduce the risk of negative outcomes. Trade-offs arise in situations where increasing the benefit for one goal, such as to meet infrastructure service requirements, can result in negative outcomes for another goal, such as for meeting other development or climate change needs (Choi et al. 2021; Ommer et al. 2022), and are particularly prevalent in cases that lack coordinated efforts to support the achievements of different goals under a common vision. For example, while some Nbl, such as improved land management, do not require large amounts of land, many Nbl can take up more space than built infrastructure options, and reduce land availability for other uses, such as for food production (IPCC 2019). This was demonstrated in the case of Union Carbide Corporation, a subsidiary of the Dow Chemical Company, which found that constructed wetlands for wastewater treatment would require 110 acres as opposed to four to five acres for built wastewater treatment infrastructure, but would cost much less than built infrastructure, totalling US \$1.2-1.4 million compared to US \$40 million for built infrastructure, be available in half the time (operational within 18 months) and have benefits including the provision of habitat for deer, bobcats and birds (The Nature Conservancy [TNC] 2013).

Many other trade-offs may arise. For example, the implementation of forest-based Nbl can reduce erosion and sedimentation of hydropower reservoirs but may lead to reductions in total annual water yield in some cases (Vogl et al. 2016). The creation of urban street trees can improve road safety and provide benefits such as carbon sequestration, but may increase the presence of allergens such as pollen, which can have negative impacts on health (Raymond et al. 2017; Choi et al. 2019). The restoration of wetlands can contribute to flood mitigation but may increase the risk of mosquitos or disease through the presence of standing water (Ommer et al. 2022; UNEP 2014). Nbl that requires frequent irrigation may exacerbate water scarcity (Choi et al. 2021; Chausson et al. 2020). Protecting coral reefs through the use of legislation, such as through the creation of no-fishing zones, can impact the livelihoods of local fishermen (UNEP 2014). Mechanized machinery may be required for some Nbl, such as beach nourishment or dune restoration (World Bank 2021), which will have associated carbon emissions. Implementation of agricultural interventions involving livestock can reduce the need for mechanized

maintenance around transmission infrastructure but may lead to increased emissions of other GHG, such as methane.

The interconnectedness of nature means an Nbl implemented in one area can have trade-offs elsewhere. For example, Nbl may contribute to flood mitigation in downstream locations but exacerbate flooding elsewhere. This has been documented in the UK, where flooding of farmers' fields during heavy rain can reduce flood risk to built infrastructure downstream – this trade-off is managed in some cases through payments to farmers who allow their fields to be sacrificed during periods of high rainfall. Nbl can impact surface, sub-surface and atmospheric processes, including water tables and water flows, which can extend beyond the boundary of the solution, however these are not always well understood. The trade-offs of Nbl will therefore vary contextually, and over space and time, which can add to the complexity of infrastructure decision-making.

Stakeholder alignment and collaboration

The deployment of Nbl across the project lifecycle is complex, and will involve a diverse range of stakeholders, often more so than for built infrastructure approaches (WWAP 2018), many of whom may have different and potentially competing interests. These include local women and men, indigenous communities, infrastructure practitioners, landowners, private sector stakeholders, utility companies, different ministries within governments, agricultural sector stakeholders and stakeholders working in the nature and biodiversity space. Misaligned mandates across these stakeholders pose a risk to the long-term success of Nbl. Balancing the objectives of stakeholders with responsibility for the management of Nbl options with those who have other objectives associated with the land can be a necessary but challenging part of scaling Nbl.

Costs and who pays

Although Nbl may be more cost-effective in the long-term, many will incur costs associated with implementation (e.g., land purchase, land permits, site preparation, materials such as seedlings, legal fees, labour, transport, and machinery), monitoring (e.g., equipment, labour, transport) and management and maintenance long-term (e.g., labour for weeding or litter clearing, transport, fencing to protect new saplings). Given that Nbl can address multiple challenges simultaneously and therefore has the potential to provide benefits to multiple stakeholders long-term (e.g., governments, infrastructure practitioners, biodiversity stakeholders, agricultural sector, tourist industry), there are questions as to who should pay for the costs associated with Nbl. This challenge is magnified by the fact that many Nbl are large scale, extending to the scale of whole catchments in the case of water related Nbl options, and are likely to traverse the land of multiple different landowners.

Transboundary decision-making

A further aspect to decision-making on Nbl is that both built infrastructure and Nbl networks can extend across country borders. Considering Nbl within the context of transboundary infrastructure decisions will add another layer of complexity through the addition of more stakeholders who may have different interests. For example, the Zambezi River provides fresh water and electricity to countries including Angola, Botswana, the United Republic of Tanzania, Namibia, Zambia, Zimbabwe, Malawi, and Mozambique. Implementation of Nbl options in cases such as this, whereby Nbl can provide services and benefits (e.g., delivery of freshwater) to multiple countries simultaneously, is likely to involve costs and benefits that are distributed across borders. This will require coordination and cooperation of stakeholders on potentially regional scales, to implement, monitor and maintain the Nbl long-term.

In the following section, this report provides key recommendations that can help to overcome these challenges and mainstream Nbl in the planning, design, funding, and implementation of infrastructure.



Recommendations

Maximizing the potential of Nbl to help us address our global sustainable development challenges requires actions of a broad range of stakeholders across the infrastructure lifecycle, from visioning and strategic planning through to project prioritization and preparation, financing, design, construction, operations, and decommissioning.

What can policymakers do?

- **Establish cross-sectoral and interministerial processes to break down siloes within government ministries and facilitate coordination.** Breaking down barriers between ministries such as the Forestry Department and Ministry of Agriculture, and infrastructure line ministries will be necessary to develop aligned strategies for Nbl, minimize tradeoffs, increase adoption, and help to ensure their success over the long-term.
- **Strengthen the inclusion of Nbl in NDCs and NAPs.** This should include quantitative targets where possible, for example the number of hectares of native forest to be restored. Concrete Nbl commitments in national climate plans provide a basis for greater synergy among different policy agendas, and for effective implementation and monitoring.
- **Ensure that Nbl solutions are systematically incorporated into infrastructure planning and development.** Infrastructure should be designed to maximize the use of nature, including the design of infrastructure networks which enhance the protection and management of existing natural assets, restoration of degraded ecosystems which have been impacted from previous infrastructure development, and the restoration of nature once infrastructure projects are decommissioned.

- **Public budgets should prioritize investments in Nbl, including hybrid solutions, over built solutions where feasible to do so.** Ensuring that public budgets include investment in Nbl can contribute to achieving national net-zero and nature-positive targets and the SDGs.
- **Mandate the collection of standardized quantitative data on costs and benefits of Nbl.** Policymakers should incentivize the gathering of data, including key Nbl outcomes, over the long-term in order to build a business case for Nbl and to highlight the positive cost implications; this data can be used to conduct more accurate cost-benefit analyses of Nbl versus built infrastructure options as part of future planning processes.

What can procurers do?

- **Mandate the incorporation of Nbl into contracts for the development of infrastructure where it is feasible to do so.** For example, the design of buildings should include routine consideration of green roofs across all sectors, including on airports, ports and industrial sites, and green spaces on site. The use of nature as a means of regulating the heating and cooling needs of buildings should be considered as a matter of course.
- **Ensure new and existing methodologies for public procurement capture nature-related criteria.** Methodologies should comprehensively account for environmental, social and economic costs and benefits, and be applicable to Nbl projects. They should also be forward-looking, allowing relevant criteria to be identified and incorporated at the earliest possible stage of public procurement processes.
- **Mandate the use of local labour and businesses in contracts for Nbl projects.** For example, involving local micro, small and medium enterprises (MSMEs) can enhance economic benefits in local communities and empower them to protect and manage Nbl.
- **Include provisions for long-term monitoring of Nbl as part of operations contracts.** Monitoring of Nbl should be undertaken over the long-term in order to track outcomes as the solution develops. Procurers have a role to play in incentivizing

or requiring long-term monitoring, which could extend as far as 2030 (in line with the SDGs), and beyond.

What can planners and designers do?

- **Provide clients with options to embed Nbl in infrastructure design where possible.** New approaches are required in which the design of infrastructure begins with nature. An assessment of existing Nbl can help to identify what relevant infrastructure services are being delivered and how they can be harnessed in order to deliver infrastructure services, enhance service delivery, protect built assets, and provide benefits for stakeholders, buildings, and wider co-benefits. Decision-making on infrastructure should ensure that economic valuations capture the wide range of benefits that Nbl can deliver.
- **Restore nature in the decommissioning of projects.** Where built infrastructure assets are decommissioned, nature should be restored and regenerated. Future infrastructure developed on the same site should aim to identify opportunities to optimize nature in the development.
- **Expand participation and diversity in design and implementation of Nbl: co-design Nbl with experts and local communities.** It is imperative that the environmental and social context is considered in the design of appropriate infrastructure solutions to maximize benefits for the three components and minimize negative trade-offs. Community buy-in will be vital to success over the long-term, and integration of local communities in the design and ongoing management and maintenance of solutions can help to ensure their successful scale-up. The design of Nbl should start with the needs and challenges of the local communities, and ideally use interdisciplinarity to develop solutions to best meet the needs.

What can investors and financiers do?

- **Develop new financial and investment models** that increase private sector investment by mitigating risks and generating cash flows. accounting for various benefits, timescales, etc. For example, green bonds can bundle Nbl projects with varying degrees of financial attractiveness or allocate risk depending on the type of investor.

- **Embed flexibility into funding.** Funding should be flexible to meet the needs of the given Nbl project. This should include the provision of funding and associated reporting requirements over longer timeframes to account for the time that Nbl take to develop. In some cases, this may include the flexibility to fund purchases to improve community buy-in and the likelihood of project success, such as the provision of alternative energy sources to remove the need for local communities to chop down trees for firewood.
- **Ensure nature is included as an eligibility criterion for funding across all infrastructure, development, and application funds.** Funders should develop a nature-based criterion for funding applications and prioritize applications which emphasize nature. Given the intertwined relationship of water and Nbl, and applicability of Nbl to buildings across all sectors, adaptation funds for water-related sectors and buildings should mandate the inclusion of nature-based and hybrid solutions where feasible.
- **Provide investment for the monitoring of Nbl outcomes and mandate the tracking of outcomes in reporting requirements.** This is required for monitoring of outcomes over the short, medium, and long-term. Funding for monitoring the outcomes of Nbl is a significant gap and will be crucial for evaluating the benefits and costs over the short, medium, and long term, beyond the end of projects. To ensure that these are tracked long-term, funders should specify the tracking of outcomes in reporting requirements.
- **Emphasize multifunctionality requirements in investments.** Funders and financiers of Nbl can require multifunctionality to be incorporated into the design and implementation of solutions, in order to scale the implementation of Nbl which can deliver multiple benefits, for climate adaptation, mitigation and the SDGs.



What can researchers do?

- **Create taxonomies of Nbl solutions applicable to each infrastructure sector.** The research and development of a framework of applicable Nbl solutions will guide uptake under the different Nbl functions which have been identified. This should include identification of which Nbl solutions can protect infrastructure sectors from different climate impacts.
- **Research the functioning and capacity of Nbl to provide benefits and potential trade-offs in different contexts.** Further research is needed on the biophysical properties and limits of Nbl to understand their functioning in different contexts and their likelihood to persist and provide benefits. This should include research into the impact of Nbl on hydrological flows, soil stabilization, and other physiological properties. Recognizing where Nbl will not provide benefits will be important to help understand the potential limits and trade-offs of Nbl.
- **Research the potential scale of benefits of Nbl and their limits.** More quantitative information is required on the extent to which Nbl can deliver benefits, under different scenarios (including future population, development, and climate), and the limits to their potential to deliver benefits to the SDGs and Paris Agreement.
- **Research funding options for Nbl, including the potential of different Nbl to deliver returns on investment (ROI).** Funding of Nbl is needed to help bridge the current investment gaps within both the nature and infrastructure space. Through identification of returns on investment, researchers can help to overcome some of the barriers to investment in order to support the scale-up of Nbl.
- **Develop new methodologies for decision-making** that enable systematic assessment of Nbl and hybrid options alongside traditional built infrastructure solutions at scale.
- **Develop and refine models and assessment tools that can support decision-making on Nbl.** Models that enable assessment of the impact of Nbl and hybrid options on infrastructure services (including water flows, water quality, storm protection) and tools for cost-benefit analysis which capture the various costs and benefits that Nbl can provide over time can help to inform decision-making. This should include the development of new visual models and datasets that enable the tracking of Nbl condition and health over time.
- **Continue to build an evidence-base: undertake monitoring and develop case studies of Nbl outcomes in different contexts.** Nbl tend to be highly context specific. Case studies and long-term monitoring and evaluation will help to build an evidence base and enhance the case

Box 3: Resources on Nbl:

- Engineering With Nature atlas: <https://ewn.ercd.dren.nl/>
- European Union Natural Water Retention Measures (NWRM) platform: <http://nwrn.eu/>
- IISD's Global Resource Center for Nature-based infrastructure: <https://www.iisd.org/projects/nature-based-infrastructure-climate>
- The Natural Capital Protocol: https://capitalscoalition.org/capitals-approach/natural-capital-protocol/?fwp_filter_tabs=guide_supplement
- Nature-based Solutions Initiative: <https://www.naturebasedsolutionsinitiative.org/>
- ThinkNature Platform: <https://www.think-nature.eu/>

for investment and scale-up of Nbl in different contexts. The gathering of data on outcomes will be crucial for informing decisions on Nbl.

- **Develop frameworks for capturing relevant data on Nbl.** The standardization of relevant Nbl data which can be used in decisions on infrastructure and compared with built infrastructure solutions will help to inform monitoring and evaluation programmes and enable systematic evidence gathering across sectors, geographies, and other contexts. Researchers will have a key role in identifying which datasets and metrics should be focused upon in the case of Nbl.

What can the international community do?

- **Develop standardized data and indicators on Nbl to guide systematic monitoring and comparison of costs and benefits in infrastructure and investment decisions.** The standardization of quantitative metrics and data types for making informed decisions on Nbl will be essential for guiding the development of monitoring strategies and benchmarks for success and to ensure that data is comparable across different Nbl interventions, sectors, and contexts. These should be comparable with built infrastructure metrics and should help to facilitate scale-up of Nbl across sectors. Where qualitative metrics are identified, these should be standardized to enable evaluation through multicriteria analysis.
- **Develop sector-specific good practice guidelines and design standards to guide the systematic embedding of nature in infrastructure development based on their ability to provide infrastructure services.** Guidelines for scaling Nbl within each infrastructure sector will enable systematic consideration of different Nbl options and their uptake within the sector.
- **Support training and capacity building in Nbl among all relevant stakeholders.** There is a need for technical skills and expertise across countries and in sectors including infrastructure and nature. Funding and technical support to enable skills development will be key to ensuring sufficient capacity to implement and scale Nbl solutions across countries.
- **Build momentum on Nbl, and increase ambition, including through an annual global conference on Nbl.** This will be important to enhance partnerships and share vision, best practices, case studies and knowledge on developing Nbl projects that deliver balanced benefits for adaptation, mitigation, and development. This will help align national governments and practitioners in approaches and aid in keeping nature at the center of national strategies.

Concluding remarks

Countries across the world are experiencing the major challenges of meeting development needs, adapting to climate change, and halting global temperature rise and biodiversity loss. Built infrastructure systems are limited in their potential to provide synergized progress on global agendas, and in many cases increase GHG emissions and cause the loss, fragmentation, and degradation of natural ecosystems. In contrast, Nbl can provide many infrastructure-relevant services and lead to mutual progress on global agendas in a balanced way, and often more cost-effectively, if implemented strategically.

This report has provided a framework for thinking about how Nbl can be integrated into infrastructure systems with respect to the provision of infrastructure-relevant services and wider benefits. Nbl can substitute for built infrastructure assets to deliver infrastructure services directly, complement built assets to enhance the functioning of infrastructure systems and the quality and reliability of their services, protect infrastructure assets and the resources that they depend upon from climate impacts, and increase the resilience of the workforces that underpin the functioning of infrastructure systems. Nbl can also provide multiple additional benefits, beyond the primary intended service, including carbon sequestration, diversified income streams for local communities and habitat for biodiversity, which are critical to advancing progress on global challenges.

The development of Nbl is occurring, however this has not yet been achieved at scale or as part of standard practice. This report has shown that there is significant potential to scale Nbl within infrastructure. Nbl can be integrated into infrastructure systems across all 13 infrastructure sectors analysed. Three sectors - culture and recreation, health, and water - have an opportunity to implement Nbl for the delivery of the sector's service. Ten sectors can implement Nbl to

improve the quality and reliability of the sector's service. All sectors can use Nbl to protect their built assets from climate impacts and safeguard service provision. All can deploy Nbl to improve the well-being and resilience of workforces, and all can implement Nbl to provide multiple additional benefits to societies, economies, and biodiversity.

Through the scaling of Nbl within infrastructure, countries have significant opportunities to advance progress on national policy commitments under international agendas including the 2030 Agenda on Sustainable Development, the Paris Agreement, and the Convention on Biological Diversity. When considered across a subset of eight infrastructure sectors, this report has shown that when Nbl is combined with built infrastructure, infrastructure systems can have greater impact on the SDGs than via built infrastructure alone, influencing 95% of SDG targets across all 17 SDG goals. When assessed on an individual sector basis, the integration of Nbl can influence a much broader range of SDG targets for every sector compared to built infrastructure assets on their own. The broader influence on the SDG targets is owing to the multiple additional benefits that Nbl can provide for biodiversity, societies and the environment, and points to the importance of recognizing the wider value of Nbl for sustainable development outcomes in infrastructure decisions. This report found that Nbl can also help to safeguard existing progress on the SDGs across all sectors from climate impacts, through protecting infrastructure systems and the resources that they rely upon from climate hazards, while simultaneously providing services that can increase the resilience of wider societies, economies and the environment to climate change. There is scope for Nbl to provide broader benefits to climate mitigation, beyond carbon sequestration and avoided land use change. Through strategic planning of Nbl across infrastructure systems, Nbl can help to reduce emissions embedded across the lifecycle of built infrastructure assets, by avoiding or reducing the need for built infrastructure, lowering requirements for built infrastructure maintenance, and reducing the frequency at which built infrastructure assets require repair and replacement. At the same time, implementation of Nbl can help to influence three of the four goals under the new Kunming-Montreal Global Biodiversity Framework of the Convention of Biological Diversity, including 65% of its targets.



By scaling up Nbl, infrastructure can be a key route through which countries can meet their national development needs, reverse the global loss of natural ecosystems, help to protect remaining carbon sinks, create additional opportunities for emissions reduction, and increase the resilience of economies, societies and biodiversity. The potential for Nbl to provide multiple benefits simultaneously offers significant potential to help close the infrastructure and nature financing gaps whilst generating economic benefits for infrastructure, societies, and economies. This can help to relieve the financial burden of infrastructure development on developing economies, which have the largest infrastructure investment gaps, and which are home to natural ecosystems that are internationally recognized for services including carbon sequestration.

The large amount of investment forecast for infrastructure provides a huge opportunity to embed consideration and prioritization of Nbl in infrastructure planning, decision-making and investment. This report envisions:

1. Mainstreamed consideration of Nbl within infrastructure plans, decisions, and investments, as part of standard practice;
2. Decision-makers to use some of the investments they have earmarked for infrastructure to invest in Nbl;
3. Strategic planning of Nbl within national commitments under global agendas (e.g., National Infrastructure Plans, National Adaptation Plans, Nationally Determined Contributions and National Development Plans).

To achieve this vision is complicated. There are various complexities and uncertainties associated with the functioning of Nbl in different contexts, limits to service provision, temporal delays to benefit accrual and potential negative trade-offs. Much more work will be required to realize the benefits of Nbl in reality, including new research on Nbl, the creation of sector-specific guidance, and the development of new policies and regulations to ensure that the benefits of Nbl are distributed equitably, particularly amongst more vulnerable groups, such as women and girls and indigenous communities. Funding of Nbl across the lifecycle is essential to the wider uptake of Nbl, and should account for the full spectrum of costs and the longer timeframes of Nbl compared to built infrastructure. The long-term monitoring and management of Nbl will be critical to minimize potential negative trade-offs, and to maximize the benefits that Nbl can provide for sustainable development, climate change and biodiversity.

References

1. Acreman, M. and Holden, J. (2013). *How wetlands affect floods*. *Wetlands* 33, 773-786. <https://link.springer.com/article/10.1007/s13157-013-0473-2>.
2. Airport Technology (2016). Airports go green through urban farming, 6 September. <https://www.airport-technology.com/analysis/featureairports-go-green-through-urban-farming-4997195/>. Accessed 7 July 2023.
3. Almstrom, B., Danielsson, P., Goransson, G., Hallin, C., and Larson, M. (2022). *Experiences of nature-based solutions for mitigating ship-induced erosion in confined coastal waters*. *Ecological Engineering*, 180. <https://doi.org/10.1016/j.ecoleng.2022.106662>.
4. Amoly, E., Dadvand, P., Forn, J., López-Vicente, M., Basagaña, X. Julvez, J. et al. (2014). Green and Blue Spaces and Behavioural Development in Barcelona Schoolchildren: The BREATHE Project. *Environ Health Perspect* 122(12), 1351–1358.
5. Anderson, C. C., Renaud, F. G., Hanscomb, S., and Gonzalez-Ollauri, A. (2022). *Green, hybrid, or grey disaster risk reduction measures: what shapes public preferences for nature-based solutions?* *Journal of Environmental Management*, 210. <https://pubmed.ncbi.nlm.nih.gov/35240563/>.
6. Aon., (2021). Global catastrophe Recap. First Half of 2021. http://thoughtleadership.aon.com/Documents/20212107_analytics-if-1H-global-recap.pdf. Accessed 7 July 2023.
7. Arbor Day Foundation (no date). How to create living snow fences. <https://www.arborday.org/programs/graphics/conservation-trees/living-snow-fences.pdf>. Accessed 7 July 2023.
8. Baptist, M. J., Grasmeyer, B. T., van Eekelen, E. M. M., and Van Maren, D. S. (2017). Working with nature in Wadden sea ports. *Coasts & Ports 2017 Conference*. Cairns, Australia, 21-23 June 2017. https://www.researchgate.net/publication/319163859_Working_with_Nature_in_Wadden_Sea_Ports.
9. BAUER (2017). *Constructed wetlands – Wastewater treatment with the power of nature*. Schrobenuhausen: BAUER. https://www.bauer.de/export/shared/documents/pdf/bre/brochures/Constructed_Wetlands.pdf.
10. Blackwell, B. F., Seamans, T. W., Schmidt, P. M., De Vault, T. L., Belant, J. L., Whittingham, M. J. et al. (2012). A framework for managing airport grasslands and birds amidst conflicting priorities. *Ibis* 155(1), 199–203. Available at: <https://doi.org/10.1111/ibi.12011>.
11. Blackwood, L., Renaud, F. G., and Gillespie, S. (2022). Nature-based solutions as climate change adaptation measures for rail infrastructure. *Nature-Based Solutions* 2. <https://doi.org/10.1016/j.nbsj.2022.100013>.
12. Blanken, P. D. (2018). Designing a living snow fence for snow drift control. *Arctic, Antarctic, and Alpine Research* 4(4), 418-425. <https://doi.org/10.1657/1938-4246-41.4.418>.
13. Blicharska, M., Smithers, R. J., Mikusinski, G., Ronnback, P., Harrison, P. A., Nilsson, M., and Sutherland, W. J. (2019). Biodiversity's contributions to sustainable development. *Nature Sustainability* 2, 1083-1093. https://www.nature.com/articles/s41893-019-0417-9.epdf?author_access_token=bUAtn1CEDi_fMfiGJINC-NRgN0jAjWel9jnR3ZoTv0PoJkztOZ8mperjgQm6vluQZuFvzQVsoEVicNa_w66RwpslyUX3sEWPR26xuRGWuU6_olhSY3hYvHlKrgafLTTSqHRDXcW7lQuEqLDgYAE6Yw%3D%3D.
14. Broadmeadow, S., Thomas, H., Nisbet, T., and Valatin, G. (2018). *Valuing flood regulation services of existing forest cover to inform natural capital accounts*. The Research Agency of the Forestry Commission. https://cdn.forestresearch.gov.uk/2019/02/final_report_valuing_flood_regulation_services_051218.pdf.

15. Browder, G., Ozment, S., Bescos, I. R., Gartner, T., and Lange, G., (2019). *Integrating green and gray. Creating next generation infrastructure*. The World Bank Group. https://files.wri.org/d8/s3fs-public/integrating-green-gray_0.pdf.
16. Brown, D. K., Barton, J. L., and Gladwell, V. F. (2013). Viewing nature scenes positively affects recovery of autonomic function following acute-mental stress. *Environmental Science Technology* 48 (11), 5562-5569. <https://www.ncbi.nlm.nih.gov/pmc/articles/PMC3699874/>.
17. Buechel, M., Slater, L, and Dadson, S. (2022). Hydrological impact of widespread afforestation in Great Britain using a large ensemble of modelled scenarios. *Communications Earth and Environment* 3. <https://ora.ox.ac.uk/objects/uuid:be54d9e0-0be1-4589-a1f5-36e21f07aeff>.
18. Buekeboom, C. J., Langeveld, D., and Tanja-Dijkstra, K. (2012). Stress-reducing effect of real and artificial nature in a hospital waiting room. *The Journal of Alternative and Complementary Medicine* 18 (4), 329–333. <https://pubmed.ncbi.nlm.nih.gov/22489806/>.
19. Bullock, A., and Acreman, M. (2003). The role of wetlands in the hydrological cycle. *Hydrology and Earth System Sciences* 7(3), 358-389. <https://hess.copernicus.org/articles/7/358/2003/hess-7-358-2003.pdf>.
20. California Illness Prevention Standard (no date). Heat Illness Prevention in Outdoor Places of Employment. <https://www.dir.ca.gov/title8/3395.html>. Accessed 28 June 2023.
21. Chausson, A., Turner, B., Seddon, D., Chabaneix, N., Girardin, C. A. J., Kapos, V. et al. (2020). Mapping the effectiveness of nature-based solutions for climate change adaptation. *Global Change Biology* 26 (11),6134-5155. <https://doi.org/10.1111/gcb.15310>.
22. Chazdon, R. L., Letcher, S. G., van Breugel, M., Martinez-Ramos, M., Bongers, F., and Finegan, B. (2007). Rates of change in tree communities of secondary neotropical forests following major disturbances. *Philosophical Transactions of the Royal Society of London Biological Sciences* 362 (1478). [10.1098/rstb.2006.1990](https://doi.org/10.1098/rstb.2006.1990).
23. Choi, C., Berry, P., and Smith, A. (2021). The climate benefits, co-benefits, and trade-offs of green infrastructure: a systematic literature review. *Journal of Environmental Management* 291, 112583. <https://doi.org/10.1016/j.jenvman.2021.112583>.
24. Cambridge Institute for Sustainability Leadership. (2022). *Why nature matters: Nature-related risks and opportunities for insurance underwriting*. Cambridge, UK: University of Cambridge Institute for Sustainability Leadership. https://www.cisl.cam.ac.uk/files/why_nature_matters.pdf.
25. Cohen, D. A., Inagami, S., and Finch, B. (2008). The built environment and collective efficacy. *Health & Place*, 14(2), 198-208. <https://www.sciencedirect.com/science/article/pii/S1353829207000512>.
26. Cohen-Shacham, E., Andrade, A., Dalton, J., Dudley, N., Jones, M., Kumar, C. et al. (2019). Core principles for successfully implementing and upscaling nature-based solutions. *Environmental Science & Policy* 98, 20-29. <https://www.sciencedirect.com/ludwig.lub.lu.se/science/article/pii/S1462901118306671>.
27. Cohen-Shacham, E., Walters, G., Janzen, C., and Maginnis, S. (2016). *Nature-based solutions to address global societal challenges*. Gland, Switzerland: The International Union for Conservation Nature. <https://portals.iucn.org/library/sites/library/files/documents/2016-036.pdf>.
28. Colorado State University Extension (no date). Windbreaks and living snow fences. <https://sam.extension.colostate.edu/topics/windbreaks-living-snow-fences/>.
29. Dadson, S. J., Hall, J. W., Murgatroyd, A., Acreman, M., Bates, P., Beven, K. et al. (2017). A restatement of the natural science evidence concerning catchment-based ‘natural’ flood management in the UK. *Proceedings of the Royal Society A*. <https://doi.org/10.1098/rspa.2016.0706>.
30. Dadvand P., Nieuwenhuijsen, M. J., Esnaola M., Fornas J., Basagaña, X., Alvarez-Pedrerol, M. et al. (2015). Green spaces and cognitive development in primary schoolchildren. *Proceedings of the National Academy of Sciences* 112(26), 7937–7942.

- <https://www-pnas-org.ludwig.lub.lu.se/doi/full/10.1073/pnas.1503402112>.
31. Daigneault, W., and Betters, D. R., (2000). A comparison of the economic efficiency of living and artificial snowfence designs for road protection. *Western Journal of Applied Forestry*, 11(2), p70-74. <https://doi.org/10.1093/wjaf/15.2.70>.
 32. EcoShape (no date). Ports. <https://www.ecoshape.org/en/landscapes/ports/>. Accessed
 33. Elsadek, M., Liu, B., Lian, Z. (2019). Green façades: Their contribution to stress recovery and well-being in high-density cities. *Urban Forestry & Urban Greening* 46, 126446. <https://pubag.nal.usda.gov/catalog/6629734>.
 34. Enzi, V., Cameron, B., Dezsényi, P., Gedge, D., Mann, G., and Pitha, U. (2017). Nature-based solutions and buildings – the power of surfaces to help cities adapt to climate change and to deliver biodiversity. In *Nature-Based Solutions to Climate Change Adaptation in Urban Areas. Theory and Practice of Urban Sustainability Transitions*. Kabisch, N., Korn, H., Stadler, J., Bonn, A. (eds.). 159–183. Springer, Cham. https://doi.org/10.1007/978-3-319-56091-5_10
 35. Feagin, R. A., Figlus, J., Zinnert, J. C., Sigren, J., Martinez, M. L., Silva, R. et al. (2015). Going with the flow or against the grain? The promise of vegetation for protecting beaches, dunes, and barrier islands from erosion. *Frontiers in Ecology and the Environment* 13 (4), 203-210. doi:10.1890/140218.
 36. Fjeld, T. (2000). The effect of interior planting on health and discomfort among workers and school children. *HortTechnol* 10, 46-52. https://www.researchgate.net/publication/265270717_The_Effect_of_Interior_Planting_on_Health_and_Discomfort_among_Workers_and_School_Children.
 37. Fuldauer, L. I., Thacker, S., Haggis, R. A., Fusco-Nerini, F., Nicholls, R. J., and Hall, J. W. (2022). Targeting climate adaptation to safeguard and advance the Sustainable Development Goals. *Nature Communications* 13 (1), 3579. doi: 10.1038/s41467-022-31202-w.
 38. Fullam, J., Hunt, H., Lovell, R., Husk, K., Byng, R., Richards, D. et al. (2021). *A handbook for nature on prescription to promote mental health*. University of Exeter. <https://www.ecehh.org/research/nature-prescription-handbook/>.
 39. Garnett, S. T., Burgess, N. D., Fa, J. E., Fernandez-Llamazares, A., Molnar, Z., Robinson, C. J. (2018). A spatial overview of the global importance of Indigenous lands for conservation. *Nature Sustainability* 1, 369-374. <https://www.nature.com/articles/s41893-018-0100-6>.
 40. Jain, N., Cancado, D., Saghir, J., and Haggis, R. A. (2021). State and Trends in Adaptation Report 2021: Africa. Global Center on Adaptation. https://gca.org/wp-content/uploads/2022/07/04_WTW_14855_GCA_2021_Sect2_TRANSPORT-ENERGY_v5.pdf.
 41. Global Infrastructure Hub (2017). Global Infrastructure Outlook. Infrastructure investment needs. 50 countries, 7 sectors to 2040. <https://outlook.gihub.org/>. Accessed 7 July 2023.
 42. Global Infrastructure Hub (2022). Global Infrastructure Outlook. <https://outlook.gihub.org/>. Accessed 2nd September 2022.
 43. Godeau, J.-F., Nyssen, P., Derume, M. (2020). Inventaires biologiques réalisés à la suite du projet LIFE Elia-RTE, Rapport final 2019. Ecofirst. http://www.life-elia.eu/dbfiles/lacentrale_files/1400/1463/Inventaires%20biologiques%20projet%20LIFE%20Elia-RTE_2019R.pdf.
 44. Golnaraghi, M. and Mellot, A. (2022). Nature and the Insurance Industry: taking action towards a nature-positive economy. Geneva, Switzerland: Geneva Association. https://www.genevaassociation.org/sites/default/files/2022-11/nature_and_insurance_report.pdf.
 45. Government of the United Kingdom, Environment Agency (2020). Investing in nature is an investment in the NHS, says Environment Agency Chief Executive, 8 September. <https://www.gov.uk/government/news/investing-in-nature-is-an-investment-in-the-nhs-says-environment-agency-chief-executive>. Accessed 7 July 2023.

46. Greater Manchester Combined Authority (2019). The IGNITION Project. <https://www.greatermanchester-ca.gov.uk/what-we-do/environment/natural-environment/ignition/>. Accessed 14 July 2023.
47. GreenBlue Urban (2013). How trees increase retail sales, 6 February. <https://greenblue.com/gb/trees-increase-retail-sales/>. Accessed 7 July 2023.
48. Haggis, R.A., et al. (forthcoming). A framework for informed planning and decision-making on nature-based solutions for infrastructure.
49. Hall, J. W., Tran, M., Hickford, A. J., and Nicholls, R. (2016). *The Future of National Infrastructure: a System-of-Systems Approach*. Cambridge, England: Cambridge University Press. ISBN: 9781107066021.
50. Hallegatte, S., Rentschler, J., and Rozenberg, J. (2019). *Lifelines: The Resilient Infrastructure Opportunity*. Sustainable Infrastructure. Washington, DC: World Bank. Available at: <https://openknowledge.worldbank.org/handle/10986/31805>.
51. Han, H., and Hyun, S. S. (2018). Green indoor and outdoor environment as nature-based solution and its role in increasing customer/employee mental health, well-being and loyalty. *Business Strategy and the Environment* 28(4), 629-641. <https://doi.org/10.1002/bse.2269>. <https://onlinelibrary.wiley.com/doi/10.1002/bse.2425>.
52. Han, H., Lho, L. H., and Kim, H. (2019). Airport green environment and its influence on visitors' psychological health and behaviours. *Sustainability* 1(24):7018. DOI:10.3390/su11247018.
53. Hijdra, A., Kng, C., de Wit, K., Vandekeybus, L., van Geest, M., Laboyrie, P. et al. (2021). *Financing Sustainable Marine and Freshwater Infrastructure*. A joint study to explore private financing of green coastal, river and port projects. International Association of Dredging Companies, Vital Ports, and Central Dredging Association. <https://www.financing-smafi.org/wp-content/uploads/2021/09/financing-sustainable-marine-and-freshwater-infrastructure.pdf>.
54. Hubau, W., Lewis, S. L., Phillips, O. L., et al. (2020). Asynchronous carbon sink saturation in African and Amazonian tropical forests. *Nature* 579, 80-87. <https://doi.org/10.1038/s41586-020-2035-0>.
55. Hussein, H. (2010). Using the sensory garden as a tool to enhance the educational development and social interaction of children with special needs. *Support for learning* 25(1), 25-31. <https://doi.org/10.1111/j.1467-9604.2009.01435.x>.
56. Hussein, H. (2012). The influence of sensory gardens on the behaviour of children with special educational needs. *Procedia – Social and Behavioural Sciences* 38, 343-354.
57. Ibsch, P. L., Hoffmann, M. T., Kreft, S., Pe'er, G., Kati, V., Biber-Freudenberger, L. (2016). A global map of roadless areas and their conservation status. *Science* 34(6318), 1423-1427. DOI: 10.1126/science.aaf7166.
58. International Bank for Reconstruction and Development (2019). *Gender quality, infrastructure, and PPPs: a primer*. Washington, DC: The World Bank Publications. https://ppp.worldbank.org/public-private-partnership/sites/ppp.worldbank.org/files/2020-09/Gender-and-PPPs_Report_interactive.pdf.
59. International Institute for Sustainable Development (2020). *The nature-based infrastructure global resource center*. <https://www.iisd.org/projects/nature-based-infrastructure-climate>. Accessed 28 June, 2023.
60. International Institute for Sustainable Development (2021). *How can investment in nature close the infrastructure gap?* <https://Nbl.iisd.org/wp-content/uploads/2021/10/investment-in-nature-close-infrastructure-gap.pdf>. Accessed 28 June 2023.
61. International Institute for Sustainable Development (2022a). *Database*. <https://Nbl.iisd.org/database/>. Accessed 28 June 2023.
62. International Institute for Sustainable Development (2022b). *Indigenous peoples: defending an environment for all*. <https://www.iisd.org/system/files/2022-04/still-one-earth-Indigenous-Peoples.pdf>. Accessed 28 June, 2023.

63. The Intergovernmental Science-Policy Platform on Biodiversity and Ecosystem Services (2019). Global assessment report on biodiversity and ecosystem services of the Intergovernmental Science-Policy Platform on Biodiversity and Ecosystem Services. E. S. Brondizio, J. Settele, S. Díaz, and H. T. Ngo (eds.). Bonn, Germany: IPBES secretariat. <https://doi.org/10.5281/zenodo.3831673>.
64. Intergovernmental Panel on Climate Change (2019). *Climate Change and Land: an IPCC special report on climate change, desertification, land degradation, sustainable land management, food security, and greenhouse gas fluxes in terrestrial ecosystems*. P.R. Shukla, J. Skea, E. Calvo Buendia, V. Masson-Delmotte, H.-O. Pörtner, D. C. Roberts, P. Zhai, R. Slade, S. Connors, R. van Diemen, M. Ferrat, E. Haughey, S. Luz, S. Neogi, M. Pathak, J. Petzold, J. Portugal Pereira, P. Vyas, E. Huntley, K. Kissick, M. Belkacemi, J. Malley, (eds.). Cambridge, UK and New York, NY, USA: Cambridge University Press. https://www.ipcc.ch/site/assets/uploads/sites/4/2022/11/SRCCL_Full_Report.pdf.
65. Jo, H., Song, C., and Miyazaki, Y. (2019). Physiological benefits of viewing nature: a systematic review of indoor experiments. *International Journal of Environmental Research and Public Health* 16 (23), 4739. <https://www.ncbi.nlm.nih.gov/pmc/articles/PMC6926748/>.
66. Kaewpraek, C., Ali, L., Rahman, M. A., Shakeri, M., Chowdhury, M. S., Jamal, M. S. et al. (2021). The effect of plants on the energy output of green roof photovoltaic systems in tropical climates. *Sustainability* 13(8), 4505. <https://doi.org/10.3390/su13084505>.
67. Kapos, V., Wicander, S., Salvaterra, T., Dawkins, K., and Hicks, C. (2019). *The role of the natural environment in adaptation, Background Paper for the Global Commission on Adaptation*. Rotterdam and Washington, D.C.: Global Commission on Adaptation.
68. Kaura, M., Arias, M. E., Benjamin, J. A., Oeurng, C., and Cochrane, T. A. (2019). Benefits of forest conservation on riverine sediment and hydropower in the Tonle Sap Basin, Cambodia. *Ecosystem Services*, 39, 101003. <https://doi.org/10.1016/j.ecoser.2019.101003>.
69. Kesari, K. K., Soni, R., Jamal, Q. M. S., Tripathi, P., Lal, J. A., Jha, N. K. et al. (2021). Wastewater treatment and reuse: a review of its applications and health implications. *Water, Air And Soil Pollution* 232, 208. <https://link.springer.com/article/10.1007/s11270-021-05154-8>.
70. Key, I. B., Smith, A. C., Turner, B., Chausson, A., Girardin, C. A. J., Macgillivray, M. et al. (2022). Biodiversity outcomes of nature-based solutions for climate change adaptation : characterizing the evidence base. *Sec. Conservation and Restoration Ecology*, 10. <https://doi.org/10.3389/fenvs.2022.905767>.
71. Khapre, A., Kumar, S., and Rajasekaran, C. (2019). Phytocapping: an alternative cover option for municipal solid waste landfills. *Environmental Technology* 40 (17), 2242-2249. <https://doi.org/10.1080/09593330.2017.1414314>.
72. Kim, J., and Kaplan, R. (2016). Physical and psychological factors in sense of community: new urbanist Kentlands and nearby orchard village. *Environment and Behaviour* 36, 3. <https://doi.org/10.1177/0013916503260236>.
73. Kousky, C. (2022). *Understanding Disaster Insurance*. Island Press. <https://islandpress.org/books/understanding-disaster-insurance>.
74. Krauss, K. W., McKee, K. L., Lovelock, C. E., Cahoon, D. R., Saintilan, N., Reef, R. et al. (2013). How mangrove forests adjust to rising sea level. *New Phytologist*, 202(1), 19-34. <https://doi.org/10.1111/nph.12605>.
75. Kuang, K. L. (2009). Changi Airport Terminal 3, Singapore. *Structural Engineering International* 19(1), 28-32. https://www.tandfonline.com/doi/abs/10.2749/101686609787398290?casa_token=cVCJR1gvKbcAAAAA%3A-L61ymT3hxln3QV67mXWDzkTpqI9E2AxGr4CTBtSaJtSneem1z0aHpRbXJ3G8m0pfNfcp6DsZnhnCQ&journalCode=tsei20.
76. Kuhn, G., Hanley, D. P, and Gehrlinger, K. R. (2009). Davenport living snowfence demonstration: five-year update. *Northwest Science* 83(2), 163-168. <https://doi.org/10.3955/046.083.0208>.

77. Kumar, P., and Choudhary, A. K. (2018). Constructed wetlands – a sustainable solution for landfill leachate treatment. *International Journal of Latest Technology in Engineering, Management & Applied Science* 8(6), 101-106. https://www.researchgate.net/publication/326198870_Constructed_Wetlands-A_Sustainable_Solution_for_Landfill_Leachate_Treatment.
78. Kuo, M., Barnes, M., and Jordan, C. (2019). Do experiences with nature promote learning? Converging evidence of a cause-and-effect relationship. *Frontiers in Psychology* 10. <https://www.frontiersin.org/articles/10.3389/fpsyg.2019.00305/full>.
79. Lamb, D. T., Venkatraman, K., Bolan, N., Ashwath, N., Choppala, G., and Naidu, R. (2014). Phytocapping: an alternative technology for the sustainable management of landfill sites. *Critical reviews in Environmental Science and Technology* 44(6), 561-637. <https://doi.org/10.1080/10643389.2012.728823>.
80. Lehmann, P., Ruetze, J. V., and Or, D. (2019). Deforestation effects on rainfall-induced shallow landslides: remote sensing and physically-based modelling. *Water Resources Research* 55(11), 9962-9976. <https://doi.org/10.1029/2019WR025233>.
81. LIFE Elia-RTE (2018). *Layman's Report – Creation of green corridors for biodiversity under high-voltage lines*. European Commission. http://www.life-elia.eu/dbfiles/lacentrale_files/1400/1424/LIFE%20Elia-RTE_Layman%20report%202018_simple_EN_HD.pdf.
82. Liqueste, C., Udias, A., Conte, G., Grizzetti, B., and Masi, F. (2016). Integrated valuation of a nature-based solution for water pollution control. Highlighting hidden benefits. *Ecosystem Services* 22, 392-401.
83. Lohmann, G., Albers, S., Koch, B., Pavlovich, K. (2009). From hub to tourist destination – an explorative study of Singapore and Dubai's aviation-based transformation. *Journal of Air Transport Management* 15(5), 205-211. [DOI:10.1016/j.jairtraman.2008.07.004](https://doi.org/10.1016/j.jairtraman.2008.07.004).
84. Mind (2021). Nature and mental health. <https://www.mind.org.uk/media/9648/nature-and-mental-health-2021-pdf-for-download-pdf-version.pdf>. Accessed 14 July 2023.
85. Malhi, Y., Franklin, J., Seddon, N., Solan, M., Turner, M. G., Field, C. B., and Knowlton, N., (2020) Climate change and ecosystems: threats, opportunities and solutions. *Philosophical Transactions of the Royal Society B* 375, 1794. <https://doi.org/10.1098/rstb.2019.0104>.
86. Manila Water (2022). Manila Water continues to strengthen watershed management programs, 12 October. <https://www.manilawater.com/corporate/sustainability/agos/2022-10-12/-manila-water-continues-to-strengthen-watershed-management-programs>. Accessed 28 June 2023.
87. Marchal, R., Piton, G., Lopez-Gunn, E., Zorrilla-Miras, P., van der Keur, P., Dartee, K. W. J. et al. (2019). The (Re)Insurance Industry's Roles in the Integration of Nature-based Solutions for prevention in disaster risk reduction – insights from a European Survey. *Sustainability* 11(22). <https://doi.org/10.3390/su11226212>.
88. Marselle, M. R., Bowler, D. E., Watzema, J., Eichenberg, D., Kirsten, T., and Bonn, A. (2020). Urban street tree biodiversity and antidepressant prescriptions. *Scientific Reports* 10, 22445. <https://www.nature.com/articles/s41598-020-79924-5>.
89. McPherson, E. G., and Muchnick, J. (2005). Effects of street tree shade on asphalt concrete pavement performance. *Journal of Arboriculture* 3(6). <http://www.ctufc.org/wp-content/uploads/2018/03/Tree-Shade-And-Asphalt.pdf>.
90. Moos, C., Bebi, P., Schwarz, M., Stoffel, M., Sudmeier-Rieux, K., and Dorren, L. (2018). Ecosystem-based disaster risk reduction in mountains. *Earth-Science Reviews* 177, 497-513.
91. Morgan G., Bajpai A., Ceppi P., Al-Hinai A., Christensen T., Kumar S. (2020). *Infrastructure for gender equality and the empowerment of women*. Copenhagen, Denmark: UNOPS. <https://content.unops.org/publications/UNOPS-Infrastructure-for-Gender-Equality-and-the-Empowerment-of-women.pdf>.

92. Naidu, B. S. K. (2001). *Silting problems in hydro power plants*. A comprehensive overview. London, UK: CRC Press.
93. Narayan, S., Beck, M. W., Reguero, B. G., Losada, I. J., van Wesenbeeck, B., Pontee, N. et al. (2016). The effectiveness, costs and coastal protection benefits of natural and nature-based defences. *PLoS ONE* 11(5), e0154735. <https://doi.org/10.1371/journal.pone.0154735>.
94. Nejati, A., Rodiek, S., and Shepley, M. (2016). Using visual stimulation to evaluate restorative qualities of access to nature in hospital break areas. *Landscape and Urban Planning* 148, 132-138. <https://doi.org/10.1016/j.landurbplan.2015.12.012>.
95. New Zealand, Ministry for the Environment (2020). National Climate Change Risk Assessment for Aotearoa New Zealand: Main report – Arotakenga Tūraru mō te Huringa Āhuarangi o Āotearoa: Pūrongo whakatōpū. Wellington: Ministry for the Environment. <https://environment.govt.nz/assets/Publications/Files/national-climate-change-risk-assessment-main-report.pdf>
96. Ngenoh, P. (2022). Greening, beautification give Nairobi Expressway fresh look and feel. <https://www.standardmedia.co.ke/nairobi/article/2001438372/greening-beautification-give-nairobi-expressway-fresh-look-and-feel>. Accessed 28 June 2023.
97. Network Nature (no date). Applying Ecosystem-based Disaster Risk Reduction through a ridge-to-reef approach. <https://networknature.eu/casestudy/24399>. Accessed 7 July 2023.
98. Ommer, J., Bucchignani, E., Leo, L. S., Kalas, M., Vranic, S., Debele, S. (2022). Quantifying co-benefits and disbenefits of nature-based solutions targeting disaster risk reduction. *International Journal of Disaster Risk Reduction* 75 (1), 102966.
99. Opperman, J., Oyare E., Baleta H., Fahrbach S., and Camargo, R. (2021). *Waterways to resilience: Nature-based Solutions for Adaptation in Africa*. Gland, Switzerland: *WWF-International*. https://wwfint.awsassets.panda.org/downloads/wwf-report_waterways_to_resilience_f_web.pdf.
100. Ou, W., Lin, Y., Jing, S., and Lin, H. (2006). Performance of a constructed wetland-pond system for treatment and reuse of wastewater from campus buildings. *Water Environment Research* 78(12), 2369-2376. <https://doi.org/10.2175/106143006X95465>.
101. Ozment, S., DiFrancesco, K., and Gartner, T. (2015). *The role of natural infrastructure in the water, energy and food nexus*, Nexus Dialogue Synthesis Papers. Gland, Switzerland: IUCN. DOI: 10.2305/IUCN.CH.2015.NEX.4.en.
102. Pathak, V., Tripathi, B. D., and Mishra, V. K. (2008). Dynamics of traffic noise in a tropical city Varanasi and its abatement through vegetation. *Environ Monit Assess* 146(1-3), 67-75. DOI: 10.1007/s10661-007-0060-1.
103. Peters, G. (2016). Flying in tune with nature: the cleanest, greenest airport spaces, 28 February. *Airport Technology*. <https://www.airport-technology.com/analysis/featurethe-airport-worlds-cleanest-greenest-spaces-4809435/>. Accessed 28 June 2023.
104. Plumptre, A. J., Baisero, D., Belote, R. T., Vazquez-Dominguez, E., Faurby, S., Jedrzejewski, W. (2021). Where might we find ecologically intact communities? *Frontiers for Global Change* 4. <https://doi.org/10.3389/ffgc.2021.626635>.
105. Raanaas, R. K., Patil, G. G., and Hartig, T. (2011). Health benefits of a view of nature through the window: a quasi-experimental study of patients in a residential rehabilitation center. *SAGE Journals* 26(1). <https://journals-sagepub-com.ludwig.lub.lu.se/doi/10.1177/0269215511412800>.
106. Raymond, C. M., Franktzskaki, N., Kabisch, N., Berry, P., Breil, M., Nita, M. R. (2017). A framework for assessing and implementing the co-benefits of nature-based solutions in urban areas. *Environmental Science and Policy* 77, 15-24. <https://www.sciencedirect-com.ludwig.lub.lu.se/science/article/pii/S1462901117306317>.
107. Frechette, A., Ginsburg, C., and Walker, W. (2018). A global baseline of carbon storage in collective lands. *Indigenous and local community contributions to climate*

- change mitigation. Rights and Resources Institute. https://rightsandresources.org/wp-content/uploads/2018/09/A-Global-Baseline-RRI_Sept-2018.pdf.
108. Roe, S., Streck, C., Beach, R., Busch, J., Chapman, M., Daioglou, V. et al. (2021). Land-based measures to mitigate climate change: potential and feasibility by country. *Global Change Biology* 27(23), 6025-6058. <https://onlinelibrary.wiley.com/doi/full/10.1111/gcb.15873>.
109. Rozenberg, J., and Fay, M. (2019). Beyond the Gap: How countries can afford the infrastructure they need while protecting the planet. Sustainable Infrastructure. Washington DC: World Bank. <https://openknowledge.worldbank.org/handle/10986/31291>
110. Salmon, E. (2000). Kincentric ecology: indigenous perceptions of the human-nature relationship. *Ecological Applications* 10(5), 1327-1332. <https://doi.org/10.2307/2641288>.
111. Seddon, N., Chausson, A., Berry, P., Girardin, C. A. J., Smith, A., and Turner, B. (2020). Understanding the value and limits of nature-based solutions to climate change and other global challenges. *Philosophical transactions of the royal society B* 375, 1794. <https://doi.org/10.1098/rstb.2019.0120>.
112. Seddon, N., Smith, A., Smith, P., Key, I., Chausson, A., Girardin, C. et al. (2021). Getting the message right on nature-based solutions to climate change. *Global Change Biology* 27(8), 1518-1546. Available at: <https://doi.org/10.1111/gcb.15513>
113. Seiler, A. (2002). Effects of infrastructure on nature. In: Trocmé, M.; Cahill, S.; De Vries, J.G.; Farrall, H.; Folkesson, L.; Fry, G.; Hicks, C. and Peymen, J. (Eds.) COST 34- Habitat fragmentation due to transportation infrastructure: The European Review, 31-50. Office for Official Publications of the European Communities, Luxembourg.
114. Sheldrake, R., Amos, R., and Reiss, M. J. (2019). Children and Nature: a research evaluation for the Wildlife Trusts. <https://www.wildlifetrusts.org/sites/default/files/2019-11/Children%20and%20Nature%20-%20UCL%20and%20The%20Wildlife%20Trusts%20Full%20Report.pdf>.
115. Sierra Leone, Ministry of Finance (2018). Freetown Emergency Recovery Project Landslide Slope Remediation – UPDATED Environmental, Social and Health Impact Assessment (ESHIA). Copenhagen, Denmark: UNOPS. <https://documents1.worldbank.org/curated/ru/887211523907735322/pdf/SFG4271-REVISED-E-A-P166075-PUBLIC-Disclosed-1-16-2019.pdf>
116. Singh, G. (2022). Protecting human capital: making workforces resilient to climate change impacts on health, 6 April. <https://www.sustainability.com/thinking/protecting-human-capital-making-workforces-resilient-to-climate-change-impacts-on-health/>. Accessed 28 June 2023.
117. Schmaltz, E. M., Steger, S., and Glade, T. (2017). The influence of forest cover on landslide occurrence explored with spatio-temporal information. *Geomorphology* 290, 250-264. <https://doi.org/10.1016/j.geomorph.2017.04.024>.
118. Spalding, M., Burke, L., Wood, S. A., Ashpole, J., Hutchinson, J., and Ermgassen, P. (2017). Mapping the global value and distribution of coral reef tourism. *Marine policy* 82, 104-103.
119. Stefanakis, A. I. (eds.) (2018). Constructed wetlands for industrial wastewater treatment. Wiley. ISBN: 978-1-119-26834-5.
120. Stenfors, C. U. D., Van Hedger, S. C., Schertz, K. 1E., Meyer, F. A. C., Smith, K. E. L., Norman, G. J., et al. (2019) Positive effects of nature on cognitive performance across multiple experiments: test order but not affect modulates the cognitive effects. *Frontiers of Psychology* (10). <https://doi.org/10.3389/fpsyg.2019.01413>
121. Stickler, C. M., Coe, M. T., Costa, M. H., Nepstad, D., McGrath, D. G., Dias, L. C. P. et al. (2013). Dependence of hydropower energy generation on forests in the Amazon Basin at local and regional scales. *PNAS* 110 (23), 9601-9606. <https://doi.org/10.1073/pnas.1215331110>.
122. Sturm R. and Cohen D. (2014). Proximity to Urban Parks and Mental Health. *The Journal of Mental Health Policy and Economics* 17(1), 19–24. <https://www.ncbi.nlm.nih.gov/pmc/articles/PMC4049158/>.

123. Swann, S., Blandford, L., Cheng, S., Cook, J., Miller, A., and Barr, R. (2021). *Public International Funding of nature-based solutions for adaptation: a landscape assessment. Working Paper*. Washington, DC: World Resources Institute. <https://doi.org/10.46830/wriwp.20.00065>.
124. Swiss RE (2020). *Protecting and enabling nature-based solutions*. Swiss Re. <https://www.swissre.com/dam/jcr:19ebcb33-03c6-41bb-9047-917c95116b43/nature-based-solutions-pss.pdf>
125. Thacker, S., Adshead, D., Fay, M., Hallegatte, S., Harvey, M., Meller, H. et al. (2019). Infrastructure for sustainable development. *Valuing flood regulation services of existing forest cover to inform natural capital accounts 2*, 324-331. <https://www.nature.com/articles/s41893-019-0256-8>.
126. Thacker S., Adshead D., Fantini C., Palmer R., Ghosal R., Adeoti T. et al. (2021). *Infrastructure for climate action*. Copenhagen, Denmark: UNOPS. https://content.unops.org/publications/Infrastructure-for-climate-action_EN.pdf.
127. The Land Trust (2018). Port Sunlight River Park. <https://thelandtrust.org.uk/space/port-sunlight-river-park/>. Accessed 28 June 2023.
128. The World Bank (2017). *Implementing Nature Based Flood Protection: Principles and Implementation Guidance*. Washington, DC: World Bank. <https://openknowledge.worldbank.org/handle/10986/28837>.
129. Thorn, J. P. R., Biancardi Aleu, R., Wijesinghe, A., Mdongwe, M., Marchant, R. A., and Shackleton, S. (2021). Mainstreaming nature-based solutions for climate resilient infrastructure in peri-urban sub-Saharan Africa. *Landscape and Urban Planning* 216. <https://doi.org/10.1016/j.landurbplan.2021.104235>.
130. Tiggeloven, T., de Moel, H., van Zelst, V. T. M., van Wesenbeeck, B. K., Winsemius, H. C., Eilander, D. et al. (2022). The benefits of coastal adaptation through conservation of foreshore vegetation. *Journal of Flood Risk Management* 15(3), e12790. <https://doi.org/10.1111/jfr3.12790>.
131. The Nature Conservancy (2013). *The case for green infrastructure. Join-industry white paper*. The Nature Conservancy. <https://www.nature.org/content/dam/tnc/nature/en/documents/the-case-for-green-infrastructure.pdf>.
132. Triebner, K., Markevych, I., Bertelsen, R. J., Skottvoll, B. S., Hustad, S., Forsberg, B. et al. (2022). Lifelong exposure to residential greenspace and the premenstrual syndrome: a population-based study of Northern European women. *Environment International* 158, 106975. <https://doi.org/10.1016/j.envint.2021.106975>.
133. Town & Country Planning (2017). *The adult health and social care crisis – green infrastructure as part of the solution*. Town & Country Planning. <https://networks.sustainablehealthcare.org.uk/sites/default/files/media/Adult%20Health%20and%20Social%20Care%20-%20Green%20Infrastructure.pdf>.
134. Tremolet, S., Atwell, B., Dominique, K., Matthews, N., Becker, M., and Munoz, R. (2021). Chapter 15 – Funding and financing to scale nature-based solutions for water security. In *Nature-based Solutions and Water Security*. Cassin J., Matthews J. H., Gunn E. L. (eds.) Elsevier. <https://www.sciencedirect.com/science/article/pii/B9780128198711000075?via%3Dihub>.
135. Ulrich, R. S. (1984). View through a window may influence recovery from surgery. *Science* 224(4647), 420-1. <https://pubmed.ncbi.nlm.nih.gov/6143402/>.
136. United Kingdom, Office for National Statistics (2021). How has lockdown changed our relationship with nature? 26 April. <https://www.ons.gov.uk/economy/environmentalaccounts/articles/howhaslockdownchangedourrelationshipwithnature/2021-04-26>. Accessed 28 June 2023.
137. United Nations (2008). *International Standard Industrial Classification of All Economic Activities*. New York. ST/ESA/STAT/SER.M/4/Rev.4.
138. United Nations (2018). *The United Nations Permanent Forum on Indigenous Issues*. United Nations Department of Public Information. <https://www.un.org/development/desa/indigenouspeoples/wp-content/uploads/sites/19/2018/04/Indigenous-Peoples-Collective-Rights-to-Lands-Territories-Resources.pdf>.

139. United Nations (2019). UN Report: Nature's Dangerous Decline 'Unprecedented'; Species Extinction Rates 'Accelerating', 06 May. <https://www.un.org/sustainabledevelopment/blog/2019/05/nature-decline-unprecedented-report/>. Accessed 28 June 2023.
140. United Nations (2022). *The Sustainable Development Goals Report 2022*. New York, USA: United Nations. <https://unstats.un.org/sdgs/report/2022/The-Sustainable-Development-Goals-Report-2022.pdf>.
141. United Nations Environment Assembly of the United Nations Environment Programme (2022). *Nature-based solutions for supporting sustainable development*. UNEP/EA.5/Res.5. Nairobi. <https://wedocs.unep.org/bitstream/handle/20.500.11822/39752/K2200677%20-%20UNEP-EA.5-Res.5%20-%20Advance.pdf?sequence=1&isAllowed=y>.
142. United Nations Environment Programme (2014). *Green Infrastructure Guide for Water Management: Ecosystem-Based Approaches for Water-Related Infrastructure Projects*. United Nations Environment Programme. <https://wedocs.unep.org/bitstream/handle/20.500.11822/9291/-Green%20infrastructure%3a%20guide%20for%20water%20management%20%20-2014unep-dhigroup-green-infrastructure-guide-en.pdf?sequence=3&isAllowed=y>.
143. United Nations Environment Programme (2017). From wastewater to oasis: Greening the desert, 08 August. <https://www.unep.org/news-and-stories/story/wastewater-oasis-greening-desert>. Accessed 7 July 2023.
144. United Nations Environment Programme (2019). *Terminal Evaluation of the UN Environment – Adaptation Fund Project “Implementation of Concrete Adaptation Measures to Reduce Vulnerability of Livelihoods and Economy on Coastal Communities of Tanzania” & UN Environment – GEF Project “Developing Core Capacity to Address Adaptation to Climate Change in Productive Coastal Zones of Tanzania.”* Nairobi, Kenya: United Nations Environment Programme. https://wedocs.unep.org/bitstream/handle/20.500.11822/31110/4141%20%20AFB2G48_2019_te_unep_gef_af_fsp_spcc_Adaptation%20Tanzania.pdf.
145. United Nations Environment Programme (2021). *The State of Finance for Nature 2021. Tripling investments in nature-based solutions by 2030*. Nairobi, Kenya : United Nations Environment Programme. <https://www.unep.org/resources/state-finance-nature>.
146. United Nations Environment Programme (2022a). *International Good Practice Principles for Sustainable Infrastructure*. Nairobi. <https://www.unep.org/resources/publication/international-good-practice-principles-sustainable-infrastructure>.
147. United Nations Environment Programme (2022b). *State of Finance for Nature. Time to act: doubling investment by 2025 and eliminating nature-negative finance flows*. Nairobi, Kenya: United Nations Environment Programme. <https://wedocs.unep.org/20.500.11822/41333>.
148. United Nations Environment Programme (no date). Tanzania – Ecosystem-based Adaptation. https://wedocs.unep.org/bitstream/handle/20.500.11822/28427/EbA_Tanzania.pdf?sequence=1&isAllowed=y. Accessed 7 July 2023.
149. United Nations Environment Programme and International Union for Conservation of Nature (2021). *Nature-based solutions for climate change mitigation*. Nairobi and Gland: United Nations Environment Programme and International Union for Conservation of Nature. <https://wedocs.unep.org/xmlui/bitstream/handle/20.500.11822/37318/NBSCCM.pdf>.
150. United Nations Office for Project Services (2016). Heavy Rainfall No Longer Spells Disaster, 13 October. <https://www.unops.org/news-and-stories/news/heavy-rainfall-no-longer-spells-disaster>. Accessed 7 July 2023.
151. United Nations Office for Project Services (no date). After the mountain moved. <https://www.unops.org/news-and-stories/stories/after-the-mountain-moved>. Accessed 7 July 2023.
152. United Nations World Water Assessment Programme (2018). *United Nations World Water Development Report 2018. Nature-based solutions for water*. Paris, France: UNESCO. <https://www.undp.org/publications/nature-based-solutions-water#:~:text=NBS%20use%20>

[or%20mimic%20natural,\(e.g.%2C%20floodplain%20restoration%2C%20green.](#)

153. United States Department of Agriculture (2011). Living Snow Fence, an agroforestry practice, November. <https://www.fs.usda.gov/nac/assets/documents/workingtrees/brochures/livingsnowfenceforweb.pdf>. Accessed 28 June 2023.
154. United States Department of Labor, Occupational Safety and Health Administration (2020). Heat. <https://www.osha.gov/heat-exposure/standards>. Accessed 28 June 2023.
155. Van de Berg et al. (2016). Green Walls for a Restorative Classroom Environment: A Controlled Evaluation Study. *Environment and Behaviour* 12.
156. Varley, J. (2018). Network Rail vegetation management review: valuing nature, a railway for people and wildlife., 28 November. <https://www.gov.uk/government/publications/network-rail-vegetation-management-review-valuing-nature-a-railway-for-people-and-wildlife>. Accessed 7 July, 2023.
157. Venn, S., and Niemela, J. (2004). Ecology in a multidisciplinary study of urban green space: the URGE project. *Boreal Environment Research* 9, 479-489.
158. Vital Ports (no date). Sustainable port solutions. <https://www.vitalports.org/tools-services/sustainable-port-solutions/integrated-cargo-information-systems/>. Accessed 28 June 2023.
159. Vogl, A. L., Denedy-Frank, J., Wolny, S., Johnson, J. A., Hamel, P., Narrain, U. et al. (2016). Managing forest ecosystem services for hydropower production. *Environmental science & Policy* 61, 221-229. <https://doi.org/10.1016/j.envsci.2016.04.014>.
160. Vymazal, J. (2022). The Historical development of constructed wetlands for wastewater treatment. *Land* 11(2), 174. <https://doi.org/10.3390/land11020174>.
161. Water Science Policy (2021). Ports and nature-based solutions: an overview of 12+ Financial instruments, 19 February. <https://www.indonesiawaterportal.com/library/ports-and-nature-based-solutions-an-overview-of-12-1-financial-instruments.html#:~:text=Port%20authorities%20could%20opt%20to,those%20markets%20for%20sequestering%20carbon>. Accessed 28 June 2023.
162. Wealth Accounting and the Valuation of Ecosystem Services (2015). *Managing catchments for hydropower services*. Technical Report. India: WAVES. <https://www.wavespartnership.org/sites/waves/files/images/Technical%20Rept%20WAVES%20Hydropower%206-10-15%20web.pdf>.
163. Wedding, L. M., Reiter, S., Moritsch, M., Hartge, E., Reiblich, J., Gourlie, D. et al. (2022). Embedding the value of coastal ecosystem services into climate change adaptation planning. *PeerJ* 10, e13463. <https://doi.org/10.7717/peerj.13463>.
164. World Health Organization (2021). Climate Change and Health, 30 October. <https://www.who.int/news-room/fact-sheets/detail/climate-change-and-health>. Accessed 28 June 2023.
165. Wildlife Trusts (2021). Pioneering 'Nature Friendly Schools' to boost children's learning and well-being at a critical time, 30 March. <https://www.wildlifetrusts.org/news/pioneering-nature-friendly-schools-boost-childrens-learning-and-well-being-critical-time>. Accessed 28 June 2023.
166. World Meteorological Organization (2022). *State of the Global Climate in 2021*. Geneva, Switzerland: World Meteorological Organization. https://library.wmo.int/doc_num.php?explnum_id=11178.
167. Wolf, K. L. (2003). Public response to the urban forest in inner city business districts. *Journal of Arboriculture* 29 (3), 117-126. https://www.naturewithin.info/CityBiz/JofA_Biz.pdf.
168. Wolf, K. L. (2005). Business district streetscapes, trees and consumer response. *Journal of Forestry* 103(8), 396-400. http://www.naturewithin.info/CityBiz/BizTreesAll_JFor.pdf.
169. World Bank (2021). *A catalogue of Nature-Based Solutions for Urban Resilience*. Washington DC, USA: World Bank Group. <https://documents1.worldbank.org/curated/en/502101636360985715/pdf/A-Catalogue-of-Nature-based-Solutions-for-Urban-Resilience.pdf>.

170. Yu, J., Ariza-Montes, A., Hernandez-Perlines, F., Vega-Munoz, A., and Han, H. (2020). Hotels' eco-friendly physical environment as nature-based solutions for decreasing burnout and increasing job satisfaction and performance. *International Journal of Environmental Research Public Health* 17(17). <https://doi.org/10.3390/ijerph17176357>.

